

## RESEARCH ARTICLE



# Population Growth, Biofuel Production, and Food Security

Yogeeswari Subramaniam<sup>1,\*</sup>

*Faculty of Management, Universiti Teknologi Malaysia, Malaysia*

**Abstract:** This paper examines the impact of population growth on food security given the level of biofuel using a panel data of 57 developing countries. Adopting generalized method of moments estimator, interaction term between population growth and biofuel has a negative and significant impact on food security. This implies that as the population grows, the effects of biofuel on food security worsen. Additionally, we look at the related problem for each of the four dimensions of food security – availability, accessibility, utilization, and stability. In doing so, this study supports the earlier finding that the impact of biofuel on food security tends to worsen as a country's population grows across all four aspects of food security. Thus, this study points to many policy implications for dealing with the effect of biofuel production on food security in light of population expansion.

**Keywords:** population growth, biofuel production, food security, GMM

## 1. Introduction

Under the world economy, human beings play a dominant role in structuring economic growth. Human beings are not the only consumer of goods and services, but they also act as a productive factor in the world economy (Vitousek et al., 1997). According to the production function, human beings act as a factor of production that includes human exertion performed in the creation of goods or services. For the most economic sector, labor is required for all forms of economic production, although the number of skills and productivity vary widely from sector to sector, as well as across time and space (Atkin, 2003; Carree & Verheul, 2012; Lewis, 1954). As the world population continues to grow, the country's economy has the possibility to grow fastest in coming decades due to lower labor cost. Higher population growth would lead to an increment in labor supply and thereby the labor cost (e.g., wages) would fall significantly. Since population growth plays an important role in the overall economic system, the evolution of world population will continue to be putting downward pressure on cost and be a major factor in rising economic productivity (Stutz & Warf, 2012).

Notwithstanding these benefits, there is growing concern that “too many” people in the world are not always consistent with the principle of economic development. There is a widespread belief that rapid population growth often leads to various problems and one of them is food security problem. This has to do with the relative inequality in patterns of several people and production of food. In respect to past studies, Schneider et al. (2011), Masters et al. (2013), Szabo (2016), Hall et al. (2017), Dithmer and Abdulai (2017), and Prosekov and Ivanova (2018) have explored the link between population growth and food security. They

discover that a significant rise in population causes a rise in water consumption and land use for dwellings, which in turn lowers agricultural output. Food security is seriously threatened by the ongoing fall in crop productivity, which results in food shortages for the population. Food insecurity typically results from an increasing population being unable to consume as much food as is being produced. As a result, it becomes more difficult for food production and distribution networks to meet dietary requirements for people. Likewise, in the 21st century, is aware of population growth may continue to intensify food shortage for millions of people (Smil, 1994; Smith, 2013). Every day, more than 200,000 people are added to the world population. By 2050, the earth's population is expected to increase from 7 billion to 9.1 billion and most population growth is expected in developing countries. These demographics shifts imply evolving lifestyles and consumption patterns, which will have significant consequences for food security. Thus, this explosive growth in a few people globally has resulted in acute shortage food.

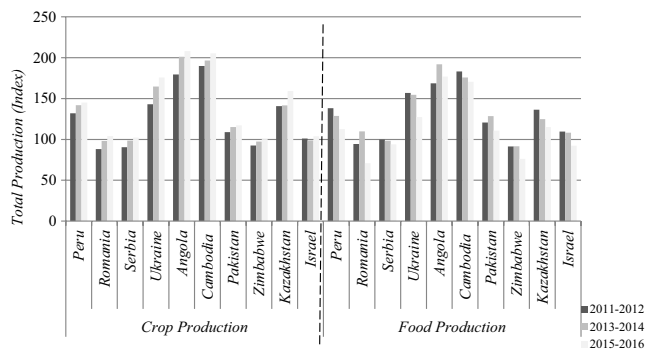
## 2. Background of Research

Despite the predicaments caused by the increasing population, the wide use of crops for food production has been one of the most important stimuli of food security. The study observes, alongside the population growth, the availability of crop production has notably increased annually. The historical trend of crop and food production in the selected developing countries who suffer from levels of hunger that are serious is presented in Figure 1.

It shows that total crops production in selected developing countries has been growing between 2011 and 2016, while the total food production has declined in the same period. With the growth of crop production, food production should increase. But the main issue behind the deficit of food production is expected to be due to biofuel. Biofuel has reinforced and captured much

\*Corresponding author: Yogeeswari Subramaniam, Faculty of Management, Universiti Teknologi Malaysia, Malaysia. Email: [yogeeswari.s@utm.my](mailto:yogeeswari.s@utm.my)

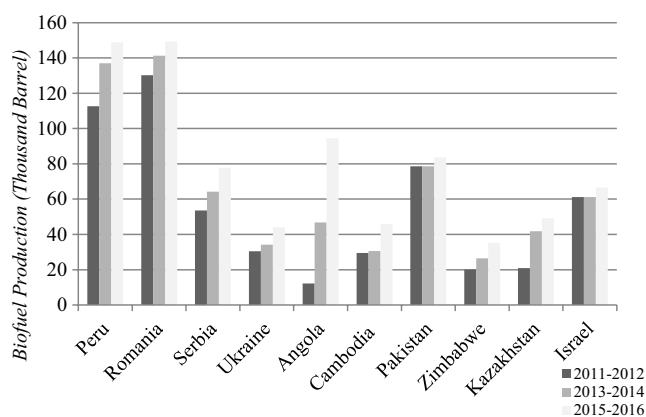
**Figure 1**  
Total food production (World Bank., 2017)



attention to reduce greenhouse gas emission (GHG), strengthen rural development, and deal with energy security. Accordingly, all countries have been compelled to ramp-up existing capacity to produce biofuel for the attainment of climate change targets and long-term energy security. Visibly, production of biofuel can offer higher income, better access to energy, reduce emissions of greenhouse gases, and rehabilitation of degraded land (Guo et al., 2015). Besides that, biofuel has the potential to generate new investment into the agricultural sector and leading to employment opportunities for 2.5 billion people who depend upon agriculture sectors (Guo et al., 2015). The environmental benefit of biofuel is the reduction of carbon emissions by 94% to 60% relative to fossil fuels (Steele et al., 2012). Due to these advantages, developing nations have looked into the possibility of using biofuels to satisfy their energy needs. This seems more sensible for developing countries due to favorable climate and cheap labors to attract the investor to plan large-scale plantations.

Those opposing biofuel argue that biofuel causes food security problems (Cotula et al., 2008; Pimentel et al., 2009). So, we specifically post the following questions: why consider biofuel when discussing food shortages? The most important reason is that the main feedstocks of biofuel come from agricultural products. Thus, a drawback of increasing biofuel production is that it puts food production in direct competition with agriculture for agricultural products. In fact, Figure 2 reveals that a rise in production of biofuel can affect the level of food supply to

**Figure 2**  
Biofuel production (International Energy Agency, 2017)

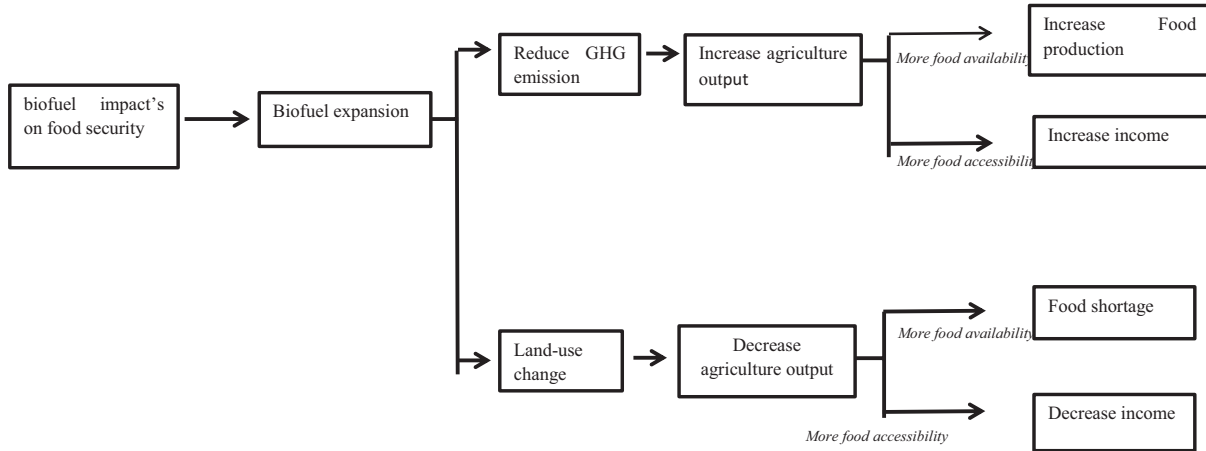


household, whereby the crops are switched from production of food to biofuel. Hence, Figures 1 and 2 clearly indicate that there is a risk that higher production of biofuel may threaten the food availability and supply of the countries, many of whom suffer from acute hunger. It emphasizes the connection between the production of biofuel and food, where large portions of food crops are diverted to the production of biofuel and will continue to be diverted in the future, with grave consequences for food security. The more chronic issue is that the number of people and the percentage of renewable energy coming from biofuel production are also projected to be double by 2050 relative to its level in 2007. Such practices may pose a severe threat to humans, specifically the right supply of food for all. Therefore, it is necessary to ask: if this is true, the natural enquiry to the problem of food security is can the impact of rapid growth in population on food security worsen given the emergence of biofuel production in developing countries?

Along these lines, in this paper, we will make further attempts to contribute to this line of enquiry. In this study, we bring into the analysis the role played by biofuel, an aspect that has not been much emphasized. Taking the issue into account, the increase in biofuel production is going to have opportunities or risks in food security. Those favoring biofuel in developing countries viewed it to improve environmental quality and therefore food security. According to Figure 3, the relationship between biofuel and food security has two stages. Initially, the production of biofuel offers emissions reduction and enhances energy security. The environmental benefit of increasing biofuel from 5% to 53% is the reduction of carbon emissions by 60% to 94% relative to fossil fuels (Steele et al., 2012). According to Keith et al. (2008), biofuel development is the important development strategy in the foreseeable future as it promises to be carbon neutral. Meeting the reduction in GHGs during biofuel production has the potential to bring more agricultural outputs (FAO, 2008; Fischer et al., 2009). In this instance, it is hypothesized that lowering GHG emissions along with lowering the global temperature may boost crop productivity, resulting in better quality and more harvests overall. These showed how an increase in agricultural output may be crucial in boosting food security: food availability (such as production), the stability of food supplies, access to food, and food utilization. Therefore, biofuel can be seen as not only a cleaner way to mitigate the impacts of climate as well as to promote more agriculture output and potentially input the food availability.

On the other hand, as reflected in Figure 3, those opposing biofuels argue that biofuel causes environmental problems and deteriorates food security. It is possible to observe a tendency toward a rise in the production of biofuel which can lead to substantial land-use change (Casson, 1999; Koh, 2007). Directly, land-use change occurs when unproductive land is converted to grow biofuel crops (e.g., biofuel companies), while indirect land-use change occurs when the diversion of current feed crops and croplands to produce biofuel. In Brazil, the production of biofuels leads to indirect land-use change, as around 45% of the land converted to sugarcane between 2007 and 2008 was previously utilized as rangeland (Lapola et al., 2010). Increasing land-use change can lead to greenhouse emission gases such as CO<sub>2</sub>, CH<sub>4</sub>, and N<sub>2</sub>O when the natural habitats or unused or used land is converted to the production of biofuel. Subsequently, global warming resulting from greenhouse emission gases (GHG) is expected to negatively affect agricultural production. The decline in agriculture production threatens millions of people's food security with the growing risk of food shortages. Thus, it shows that it is possible to observe that the production of biofuel is the changeable subject for developing countries.

**Figure 3**  
**Biofuel production routes for food security**



Our study, therefore, aims to investigate the impact of population growth on food security, given the level of biofuel. In this case, we examine 57 developing countries using data that span over the period from 2011 to 2019 via generalized method of moments (GMM) estimation approach. The FAO defines food security as requiring simultaneous fulfillment of all four dimensions. As a result, the goal of this study is to investigate the impact of population growth on all dimensions of food security, namely availability, access, utilization, and stability, considering the level of biofuel.

The remainder of this paper is structured as follows: Section 2 describes the research context, and Section 3 describes the method, which includes model formulation and estimating procedure. Section 4 reports the empirical findings, and Section 5 concludes this paper and discusses the implications.

### 3. Methods

In this study, we adopt a standard relation between population growth and food security and incorporated biofuel production and the interaction term of population growth and biofuel production, written as

$$\ln FS_{i,t} = \alpha_0 + \beta_1 \ln POP_{i,t} + \beta_2 \ln BP_{i,t} + \beta_3 \ln (POP_{i,t} * BP_{i,t}) + \beta_4 \ln AL_{i,t} + \beta_5 \ln CO2_{i,t} + \varepsilon_{i,t} \quad (1)$$

Hence, the model is reconstructed as follows:

$$\ln FS_{i,t} = \alpha_0 + \beta \ln X_{i,t} + \varepsilon_{i,t} \quad (2)$$

where subscripts  $i$  and  $t$  refer to time series and cross-section, respectively, and the prefix  $\ln$  is the natural logarithm.  $FS$  is the food security (index) measuring the level of food security, based on availability ( $FS_{AVA}$ ), access ( $FS_{ACC}$ ), utilization ( $FS_{UT}$ ), and stability ( $FS_{STA}$ ).  $X$  is a set of independent variables, including a measure  $POP$  is the population growth (annual %),  $BP$  is the biofuel production (thousand barrels per day),  $AL$  is the arable land (% of land area), and  $CO2$  is the environmental degradation (CO2 emission metric tons per capita).

Most empirical studies such as Rosegrant and Cai (2002), Lutz and Qiang (2002), Faisal and Parveen (2004), Cohen (1995), and others reveal that rapid population growth tends to have higher levels of food insecurity. The latest research by Godber and Wall (2014) and Meyers and Kalaitzandonakes (2015) points out that

continued rates of growth in population are responsible for both food supply and demand where it can be made these food availability trends impose a burden on food security and worsening the level of hunger. For biofuel, a number of studies Yang et al. (2009), Kunen and Chalmers (2010), Ajanovic (2011), Nonhebel (2012), and Negash and Swinnen (2013) indicate that production of biofuel may adversely affect food security through demand-side effects. According to the demand-side effect, biofuel may induce price increases for food as it competes for agricultural commodities for food and biofuel production process. In addition, these studies (Kerr & Farhan, 2008; Murphy & Power, 2008; Schneider et al., 2011; Smith, 2013; others) imply that for food insecure countries, constraints on the land area have the greatest role in determining food security. The impact of arable land on food security can be identified through climate change with a reduction in agriculture yields, availability of arable land and fresh water. Besides these, environmental degradation also may influence food security (Dawson et al., 2016; Rasul & Sharma, 2016). Since climate change reduces rainfall and growing seasons in the tropical and subtropics to less than 120 days required by cereal crops, it is likely to reduce agriculture production to meet the food consumption.

In addition, this study intends to investigate the impact of population on food security, given the level of biofuel, by separating food security into four dimensions, namely  $FS_{AVA}$ ,  $FS_{ACC}$ ,  $FS_{UT}$ , and  $FS_{STA}$ , as follows:

*Food Availability*

$$\ln FS_{AVAi,t} = \alpha_0 + \beta_1 \ln X_{i,t} + \beta_2 \ln TR_{i,t} + \beta_3 \ln CA_{i,t} + \varepsilon_{i,t} \quad (3)$$

where  $TR$  is the trade in agriculture products (US dollar at constant prices) and  $CA$  is the credit to agriculture (% share of total credit). A number of studies suggest that trade (Bezuneh & Yiheyis, 2014; Brooks & Matthews, 2015; Matthews, 2014) and credit to agriculture (Hussain & Thapa, 2012; Khan, 2012; Nahatkar et al., 2002) appear to be necessary to maintain and improve the food security. These studies demonstrate that farmers' access to financial resources greatly contributes to the fight against food insecurity by providing a financial guarantee fund to pay for seasonal harvest inputs and to invest in agricultural technology. There is a tendency in the literature that trade will become important in terms of ensuring food security via balancing the deficit of net importers with the surplus of net food exporters.

## Food Accessibility

$$\ln FS_{ACCI,t} = \alpha_0 + \beta_1 \ln X_{i,t} + \beta_2 \ln GINI_{i,t} + \beta_3 \ln PRI_{i,t} + \varepsilon_{i,t} \quad (4)$$

Recently, a few studies Swinnen (2015) and Elmes (2016) have examined the nexus between food production and income inequality (*GINI*, *GINI* index). Food insecurity is exacerbated by unequal income distribution because it perpetuates poverty and extends the accessibility gap. As a result, only the wealthiest individuals may have enough resources to afford healthy foods and fulfill their basic needs, while others struggle to obtain sufficient nutrition for an active and healthy lifestyle. Moreover, rising food prices, as measured by the food price index (*PRI*), can have a significant impact on food security by constraining household purchasing power and forcing individuals to compromise on the quality or quantity of their food choices, which can negatively impact their health and well-being (Ali & Abdullah, 2017; Campbell et al., 2016; Koizumi, 2015).

## Food Utilization

$$FS_{UTI,t} = \alpha_0 + \beta_1 \ln X_{i,t} + \beta_2 \ln PRI_{i,t} + \beta_3 \ln GDP_{i,t} + \varepsilon_{i,t} \quad (5)$$

where *GDP* is the economic growth (constant 2010 US\$). The empirical studies by Pingali (2007) and Rahman and Mishra (2020) reveal that economic growth widens the range of food consumption, improves diets, and satisfies food preferences by increasing the capabilities of households. Thus, economic growth is necessary for reduction in hunger and malnutrition for an active and healthy life and resulting in positive impact on food security status.

## Food Stability

$$\ln FS_{STAI,t} = \alpha_0 + \beta_1 \ln X_{i,t} + \beta_2 \ln UN_{i,t} + \beta_3 \ln EX_{i,t} + \varepsilon_{i,t} \quad (6)$$

Unemployment (*UN*) (% of total labor force) and exchange rate (*EX*) (index) are typically seen as crucial to understanding food security (Alem et al., 2015; Etana & Tolossa, 2017; Loopstra & Tarasuk, 2013; Mitchell, 2008). Exchange rates are believed to be important sources of imports that can affect countries' abilities to import. Accordingly, the rising exchange rate is expected to contribute to higher prices for imports, thereby reducing the countries' ability to import and closely affecting food availability and access. Besides that, the exchange rate also leads to internal inflation and thus reduces the household's real income and purchasing power of households resulting in food insecurity. For unemployment, it is found to have a significant negative impact on food security. This is because unemployment disables the household ability to buy food items to meet the food needs of household members. Consequently, it may directly raise poverty that runs a continually high risk of inability to fulfill their basic needs of life. Hence, Table 1 provides the list of variables and sources.

We employ dynamic panel GMM approaches to achieve the intended goal. Following Arellano and Bond (1991), the first differences are required to wipe out the country-specific effect or any time-invariant country-specific variable. To deal with this econometric problem, Arellano and Bond (1991) specify a few steps to overcome and the use of instrumental variables are required. The initial step is to eliminate the time effect by subtracting cross average in period *t* of each variable and then transforming the variables into first difference to eliminate the individual effect. The lagged levels of the endogenous variables are instrumented under the condition that the disturbance term is not serially correlated, and the level of the explanatory variable is weakly exogenous (Arellano & Bond, 1991). However, the primary issue with the first difference GMM estimator is that it overlooks potential information

**Table 1**  
Variables name, symbol, and sources

Variables	Symbol	Sources
Population growth	<i>POP</i>	World Bank (2023)
Arable land	<i>AL</i>	
Environmental degradation	<i>CO2</i>	
Income inequality	<i>GINI</i>	
Economic growth	<i>GDP</i>	
Trade	<i>TR</i>	UNDATA (2023)
Biofuel production	<i>BP</i>	
Unemployment	<i>UN</i>	
Food price	<i>PRI</i>	
Credit to agriculture	<i>CA</i>	
Food security	<i>FS</i>	FAOSTAT (2023)

in the level connection and the correlations between the levels and the first differences. To solve the issue, Blundell and Bond (1998) suggest constructing a system estimator by merging the difference estimator and level estimator. The Hansen and serial correlation tests are used to evaluate the validity of the GMM estimator (Blundell & Bond, 1998). The null hypothesis that the used instruments are associated with the residuals is what the Hansen test is intended to evaluate. The estimated regression residuals are examined using the serial correlation test to see whether they are first-order correlated but not second-order correlated.

## 4. Results and Discussions

Table 2 shows the descriptive statistics of the variable employed in our estimations. The mean *FS* of developing countries for the period from 2011 to 2016 is recorded as 43.726. The largest food security is in Israel in 2016 whereas the lowest in Rwanda in 2016. It is also reported that the mean value of *POP* is 1.204 and recorded highest for Sudan followed by United Republic of Tanzania and Angola. World Bank and Population Information Centre report shows that Sudan's population increased by approximately 2.38% compared to the previous year due to high and low birth and death rate, respectively. Moreover, for *BP*, Brazil has the highest level in 2011, whereas Bosnia and Herzegovina are the smallest producer of biofuel in 2011 and 2012. According to International Energy Agency, the Brazilian biofuel sector, particularly ethanol, has the bright future than the USA, though there are challenges to overcome.

Tables 3 and 4 display the results for the baseline specification, which was estimated using food security (*FS*) as well as the four dimensions of food security: *FS<sub>AVA</sub>*, *FS<sub>ACC</sub>*, *FS<sub>UTB</sub>*, and *FS<sub>STA</sub>*. Firstly, Sargan fails to reject the over-identification restrictions, indicating that our instruments are valid. Second, the serial correlation test fails to reject the null hypothesis of no second-order autocorrelation while rejecting the null hypothesis of no first-order autocorrelation.

The estimation results, presented in Tables 2 and 3, provide support for our hypothesis that the availability of arable land is a crucial factor in determining food security. This suggests that the availability of land, which connects roughly to food production, can provide access to a sufficient supply of food. This result could be explained by the fact that arable land is the most fundamental resource in the agriculture development in terms of farmers' income and agricultural production. With this resource, it is possible to guarantee food security in developing countries to maintain current and future food consumption levels. In addition, the outcome supports the findings obtained by Delvaux and



**Table 2**  
**Descriptive of variables**

Variable	Mean	Std. Dev.	Min	Max
<i>lnFS</i>	43.726	3.701	35.790	59.180
<i>lnFS<sub>AVA</sub></i>	51.939	7.831	35.272	74.506
<i>lnFS<sub>ACC</sub></i>	31.500	22.166	6.179	99.486
<i>lnFS<sub>UTI</sub></i>	68.669	12.345	34.919	85.830
<i>lnFS<sub>STA</sub></i>	22.798	7.124	6.461	42.792
<i>lnAL</i>	18.740	16.367	0.074	112.184
<i>lnCO2</i>	4.155	5.973	0.063	42.921
<i>lnPOP</i>	1.204	1.051	-1.191	3.721
<i>lnBP</i>	2.811	4.008	0.086	7.398
<i>lnTR</i>	1.96E+10	3.53E+10	4.68E+07	2.45E+11
<i>lnCA</i>	0.056	0.051	0.000	0.227
<i>lnGINI</i>	39.826	9.211	24.000	75.700
<i>lnCPI</i>	173.352	111.833	38.492	788.684
<i>lnGDP</i>	6.851	7.076	3.690	3.677
<i>lnUN</i>	7.975	6.928	0.160	31.380
<i>lnEX</i>	117.979	22.881	68.332	205.943

Note: *GDP* and *BP* are in 000(thousand)

**Table 3**  
**Regression analysis [DV = *FS*]**

	DIFF-GMM		SYS-GMM	
	One-step	Two-step	One-step	Two-step
<i>lnFS<sub>t-1</sub></i>	0.181*** [2.53]	0.108*** [2.52]	0.803*** [3.69]	0.935** [2.16]
<i>lnAL</i>	0.084* [1.92]	0.185** [2.38]	0.027* [2.16]	0.517*** [2.51]
<i>lnCO2</i>	-0.121** [-2.37]	-0.147 [-1.63]	-0.058** [-2.21]	-0.753*** [-2.40]
<i>lnPOP</i>	-0.271*** [-2.73]	-0.159*** [-2.83]	-0.037** [-2.29]	-0.871** [-2.27]
<i>lnBP</i>	-0.047* [-1.93]	-0.031* [2.00]	-0.031* [-1.81]	-0.036* [-1.85]
<i>ln (POP*BP)</i>	-0.013* [-2.09]	-0.020* [-1.87]	-0.028* [-2.49]	-0.025* [-2.05]
<i>lnTR</i>	0.051* [1.94]	0.025* [1.98]	0.020* [1.79]	0.027* [1.76]
<i>lnCA</i>	0.058** [2.07]	0.469*** [3.09]	0.0401** [2.13]	0.278*** [3.71]
<i>lnGINI</i>	-0.681*** [-3.19]	-0.274*** [-3.11]	-0.010* (-1.82)	-0.166** (-2.16)
<i>lnPRI</i>	-0.366*** [-2.85]	-0.144*** [-2.65]	-0.073*** [-2.29]	-0.411*** [-2.40]
<i>lnGDP</i>	0.220** [2.17]	0.388*** [3.16]	0.091*** [2.72]	0.109* [1.82]
<i>lnUNE</i>	-0.332*** [-3.10]	-0.051* [-1.76]	-0.212*** [-3.08]	-0.057* [-1.84]
<i>lnEX</i>	-0.041*** [-2.06]	-0.030 [-1.46]	-0.037* [-2.06]	-0.091** [-2.19]
<b>Model criteria</b>				
<i>Sargan</i>	0.559	0.201	0.221	0.223
<i>AR(1)</i>	0.046**	0.008***	0.039**	0.061**
<i>AR(2)</i>	0.236	0.277	0.142	0.154

Note: Asterisks \*, \*\*, and\*\*\* denote the 10%, 5%, and 1% levels of significance, respectively. Figures in [ ] stand for *t*-statistics. The values of the Sargan and AR tests stand for the *p*-value.

Paloma (2018), Soko et al. (2023), and Mulusew and Mingyong (2023). Beyond meeting food production needs, arable land also has important links to accessibility, as increased availability of arable land can result in greater agricultural activities and employment, leading to higher income levels. This income may raise households' willingness and ability to purchase food, thus resulting in an improvement in food security for the entire household. Hence, in this case, the increment in arable land as a means of resources and livelihood may sustain or maintain food productivity and ensure household food supplies.

Second, CO<sub>2</sub> emission is found to have a statistically significant and negative impact on food security. Climate change threatens food security by altering rainfall, dry and wet events, and the availability of land, water, and biodiversity. The decline in rainfall and extreme wet and dry events can reduce crop yields due to high evapotranspiration and affect long-term food production. As a result, decline in per capita food production threatening food security and experience further food shortages. This indicates that in sub-Saharan Africa, climate change significantly changes rainfall patterns and temperature and thus shortened growing seasons and impede people's ability to grow food (Chandio et al., 2023; Songok et al., 2011). Hence, the findings show that the problem of food security could be as large as the projected increase in climate change.

The estimated coefficient of trade had a positive sign, which suggests that there is an increment in food availability in developing countries. In this case, the results confirm that trade plays an essential role in safeguarding food security because any changes in the degree of trade can ensure food availability and accessibility. This finding is in line with Hanjra and Qureshi (2010), Fellmann et al. (2014), Brooks and Matthews (2015), and Méthot and Bennett (2018), who demonstrated that increased trade could enhance imports and contribute to a greater quantity and variety of food available through improved specialization and productivity. Besides that, growth in exports and inflow of foreign direct investment may contribute to higher income in competitive sectors through greater employment. In turn, this increased income enables households to buy food items and ultimately affects food security status.

The empirical analysis about the variable capturing the income inequality indicates the coefficient of IE is negative and significant. The results are consistent with the findings of Masters et al. (2013) for sub-Saharan Africa and South Asia, Otsuka (2013) for Asia countries, Elmes (2016) for the United States, and Grzelak (2017) for OECD countries. This notion confirms that the lower level of food supply is accompanied by an unequal distribution of income. For instance, income inequality widens the inequalities in accessibility and thereby only high-earning people would have enough money to spend on foods. Therefore, high-income inequality indirectly signals the presence of many low-income earners suffering food insecurity.

This study observes that the control variable of credit to agriculture does exert a significant effect on food security and the estimated coefficient is positive. Accordingly, an increase of 1% in the agricultural credit increases food security by 0.278%. Credit to agriculture has a positive effect on food security by providing financial guarantee fund to pay seasonal harvest inputs, to invest in agricultural technology and expansions (Annim & Frempong, 2018; Ifikhar & Mahmood, 2017). Thus, there is evidence that higher agricultural credit significantly ensures food security in developing countries.

Moreover, there is evidence of negative link between food security and food price (Campbell et al., 2016; Koizumi, 2015). Higher food prices lead to lower purchasing power and ultimately reflect the effects of food intakes on nutritional and health of households. In this context, changes in food price would make

**Table 4**  
**Regression analysis [DV =  $FS_{AVA}$ ,  $FS_{ACC}$ ,  $FS_{UTI}$ ,  $FS_{STA}$ ]**

	$FS_{AVA}$				$FS_{ACC}$				$FS_{UTI}$				$FS_{UTI}$			
	DIFF-GMM		SYS-GMM		DIFF-GMM		SYS-GMM		DIFF-GMM		SYS-GMM		DIFF-GMM		SYS-GMM	
	One-step	Two-step	One-step	Two-step	One-step	Two-step	One-step	Two-step	One-step	Two-step	One-step	Two-step	One-step	Two-step	One-step	Two-step
$lnFS_{t-1}$	1.358** [2.28]	0.801*** [2.59]	0.791*** [5.66]	0.872*** [7.89]	0.736*** [3.11]	0.529*** [8.43]	0.916*** [4.89]	0.818*** [6.25]	0.674*** [2.54]	0.476*** [6.51]	0.844*** [10.03]	0.824*** [6.33]	0.269*** [2.76]	0.279** [2.10]	0.269*** [2.76]	0.904*** [6.55]
$lnAL$	0.039* [1.76]	0.174*** [2.46]	0.022** [2.18]	0.189** [2.22]	0.141* [1.89]	0.042 [1.62]	0.160** [2.14]	0.078*** [2.92]	—	—	—	—	0.080** [2.36]	0.062 [1.12]	0.080** [2.36]	0.074* [2.02]
$lnCO2$	−0.047** [−2.16]	−0.085 [−1.54]	−0.011* [−1.78]	−0.026* [−1.83]	−0.518*** [−2.90]	−0.322** [−2.13]	−0.049* [−1.76]	−0.071* [−1.85]	−0.127* [−2.02]	−0.120* [−1.76]	−0.476*** [−3.43]	−0.394** [−2.33]	−0.131** [−2.26]	−0.276* [−2.09]	−0.131** [−2.26]	−0.637** [−2.20]
$lnPOP$	−0.143** [−2.21]	−0.155*** [−2.76]	−0.042*** [−2.47]	−0.180*** [−3.96]	0.284* [2.05]	−0.033* [−1.87]	−0.013** [−1.96]	−0.0231*** [−2.61]	−0.025* [−1.95]	−0.023*** [−2.59]	−0.074* [−2.07]	−0.079*** [−2.51]	−0.44** [−2.16]	−0.093* [−1.91]	−0.442** [−2.16]	−0.110*** [−2.77]
$lnBP$	−0.081** [−2.12]	−0.189** [−2.35]	−0.060** [−2.26]	−0.160** [−2.26]	−0.753** [−2.60]	−0.167** [−2.17]	0.129*** [2.05]	0.291*** [2.44]	−0.077*** [−2.53]	−0.158** [−2.26]	−0.419** [−2.45]	−0.170*** [−2.40]	−0.085** [−2.15]	−0.120*** [−2.61]	−0.085** [−2.15]	−0.134*** [−2.96]
$ln(BP*POP)$	−0.015** [−2.18]	−0.099* [−1.83]	−0.038** [−2.17]	−0.139*** [−3.28]	−0.632*** [−2.79]	−0.302*** [−2.46]	−0.109* [−2.08]	−0.573*** [−3.93]	−0.055** [−2.34]	−0.153** [−2.38]	−0.250*** [−2.68]	−0.140* [−2.13]	−0.258*** [−2.58]	−0.064*** [−2.70]	−0.258*** [−2.58]	−0.074*** [−2.63]
$lnTR$	0.015** [2.35]	0.058 [1.33]	0.013* [1.77]	0.037* [2.07]	—	—	—	—	—	—	—	—	—	—	—	—
$lnCA$	0.026** [2.29]	0.390*** [2.97]	0.027** [2.28]	0.074* [2.05]	—	—	—	—	—	—	—	—	—	—	—	—
$lnGINI$	—	—	—	—	−0.470*** [−2.40]	−0.022 [−1.42]	−0.597*** [−2.52]	−0.026* [−1.93]	—	—	—	—	—	—	—	—
$lnPRI$	—	—	—	—	−0.904*** [−2.42]	−0.386** [−2.35]	−0.169** [−2.20]	−0.481* [−2.05]	−0.061** [−2.25]	−0.029 [−1.33]	−0.013* [−1.99]	−0.029 [−1.33]	—	—	—	—
$lnGDP$	—	—	—	—	—	—	—	—	0.041** [2.12]	0.110** [2.36]	0.333*** [2.95]	0.110** [2.36]	—	—	—	—
$lnUNE$	—	—	—	—	—	—	—	—	—	—	—	—	−0.525*** [−2.83]	−0.035 [−1.70]	−0.525*** [−2.83]	−0.058** [−2.06]
$lnEX$	—	—	—	—	—	—	—	—	—	—	—	—	−0.142 [−1.41]	−0.151** [−2.15]	−0.142 [−1.41]	−0.232** [−2.26]
<b>Model criteria</b>																
<i>Sargan</i>	0.612	0.145	0.121	0.177	0.254	0.335	0.522	0.145	0.652	0.826	0.838	0.913	0.962	0.438	0.403	0.517
<i>AR(1)</i>	0.043 **	0.086*	0.069 *	0.033**	0.042**	0.007*	0.032**	0.000***	0.094 *	0.001***	0.071 *	0.000 ***	0.007 ***	0.015 **	0.004***	0.019**
<i>AR(2)</i>	0.991	0.111	0.879	0.872	0.829	0.289	0.829	0.515	0.413	0.270	0.672	0.313	0.313	0.218	0.104	0.164

Note: Asterisks \*, \*\*, and \*\*\* denote the 10%, 5%, and 1% levels of significance, respectively. Figures in [ ] stand for *t*-statistics.

**Table 5**  
**Two-stage least squares (2SLS) analysis [DV =  $FS$ ,  $FS_{AVA}$ ,  $FS_{ACC}$ ,  $FS_{UTI}$ ,  $FS_{STA}$ ]**

	$FS$	$FS_{AVA}$	$FS_{ACC}$	$FS_{UTI}$	$FS_{STA}$
$\ln AL$	0.012*** [4.00]	0.044*** [7.05]	0.026*** [4.90]	—	−0.023* [−2.00]
$\ln CO_2$	−0.006* [−2.01]	−0.032*** [−6.52]	−0.012*** [−9.94]	−0.051*** [−2.79]	−0.016** [−2.18]
$\ln POP$	−0.051*** [−3.36]	−0.011* [−1.80]	−0.033*** [−2.71]	−0.021*** [−5.70]	−0.049*** [−2.52]
$\ln BP$	−0.042* [−1.93]	−0.055** [−2.26]	−0.026** [−2.24]	−0.024*** [−2.90]	−0.037*** [−2.81]
$\ln(BP*POP)$	−0.035*** [−2.56]	−0.049** [−2.30]	−0.016* [−2.05]	−0.012*** [−3.36]	−0.023*** [−3.29]
$\ln TR$	0.026* [1.86]	0.091*** [4.32]	—	—	—
$\ln CA$	0.026* [1.84]	0.005** [2.14]	—	—	—
$\ln GINI$	−0.014* [−1.92]	—	−0.010*** [−3.44]	—	—
$\ln PRI$	−0.065*** [−2.78]	—	−0.006* [1.96]	−0.014*** [−4.14]	—
$\ln GDP$	0.018*** [2.87]	—	—	0.017*** [2.61]	—
$\ln UNE$	−0.010** [−2.30]	—	—	—	−0.033*** [−3.97]
$\ln EX$	−0.067*** [−3.92]	—	—	—	−0.027** [2.34]
$R^2$	0.840	0.644	0.8047	52.31	74.80
$F$ -statistic	14.42 (0.000)	31.52 (0.000)	27.26 (0.000)	71.03 (0.000)	70.05 (0.000)

Note: Asterisks \*, \*\*, and \*\*\* denote the 10%, 5%, and 1% levels of significance, respectively. Figures in [ ] stand for  $t$ -statistics.

“too little” food consumption that leads to under-nutrition, starvation, and death. Hence, the rise in food price is one of the important factors that result in decreasing consumer ability to obtain food and can be problematic for a country as it is difficult to provide adequate nutrition and health.

Unemployment has an important role in household food security and is found to be negatively influencing food security. In the current study, unemployment exacerbates food instability by reducing the sustainability of the production system and investment in human capital due to unstable income (Cavatassi et al., 2011, Etana & Tolossa, 2017; Haini et al., 2023). Increasing unemployment is a means to drop human capital development that worsens the economic status of households, ultimately leading to impede food security. As a result, higher unemployment is found to be a critical socioeconomic problem in developing countries that are trapped with the problem of food security and does not guarantee food security for poor households.

One of our contributions in this study is the impact of population growth on food security given the level of biofuel production. The findings highlight that the coefficient of  $POP*BP$  has negative and significant impact on food security in developing countries. The negative impacts of the interaction term worsen the already existing negative relationship between population growth and food security. This means that rapid population growth as well as growth in biofuel increases the challenge of adequately meeting basic and nutritional needs and implies a very huge effect on food security. Since the production of biofuel depends on the type of food crops, an increasing number of people often drives up the demand for food. This results in additional food consumption, which may

increase the competition between biofuel and food. The competition in food crops demand for food and biofuel can cause lack of adequate food for healthy and active life, and thereby pushing more people into hunger. Such practices can create massive food shortages and leave millions of people without enough food to eat and in turn decline food security in developing countries. This result suggests that the negative effect of population growth on food security worsens as a country's population increases. In turn, this limits the availability, accessibility, and stability of food, making it increasingly challenging to ensure food security for growing populations because driving biofuel production amplifies the strain on resources and agricultural capacity. As a result, considering the expected population growth as well as the competition of biofuel production by the year 2050, the problems regarding hunger and food insecurity can increase dramatically in developing countries.

Moreover, we use two-stage least squares (2SLS) to assess the results' robustness, and the outcomes are shown in Table 5. The outcomes again highlight that the effects of biofuel on food security worsen, as the population grows. Overall, the outcomes of the 2SLS are consistent with those shown in Table 4.<sup>1</sup>

## 5. Conclusion

This paper examines the role of biofuel in the population-food security nexus for 57 developing countries. Our empirical findings allow us to conclude that the impact of biofuel on food security worsens as population growth increases. This suggests that as the

<sup>1</sup>We do not discuss them here to conserve space.

population grows, the conflict between the production of food and biofuels escalates, as more people need food to survive while also increasing the demand for biofuels as an alternative energy source. Due to the fact that land and water, which could be used for food production, are instead allocated to biofuel cultivation, this dynamic puts a burden on agricultural resources.

The policy suggestions in this paper are as follows, based on the empirical findings:

1. The third generation of biofuel is better for the environment. In this sense, the government should encourage the creation of second and third-generation biofuels, which are undoubtedly free from food competition and capable of maintaining environmental quality, supporting the growth of agriculture.
2. Employ integrated resource management strategies that emphasize the sustainable and efficient use of land, water, and other agricultural resources. To guarantee the availability of resources for both food production and the cultivation of biofuels, this entails supporting sensible land-use planning, optimizing irrigation systems, and implementing water conservation measures.
3. Encourage integrated planning and policy coordination among sectors, such as agriculture, energy, environment, and population, to solve the complex issues brought on by population expansion and the development of biofuels. This entails encouraging cross-disciplinary cooperation, stakeholder involvement, and evidence-based decision-making to create comprehensive policies that consider the interdependencies between food security, energy, and environment.

## Conflicts of Interest

The authors declare that they have no conflicts of interest to this work.

## References

- Ajanovic, A. (2011). Biofuels versus food production: Does biofuels production increase food prices? *Energy*, 36(4), 2070–2076. <https://doi.org/10.1016/j.energy.2010.05.019>
- Alem, Y., Eggert, H., & Ruhinduka, R. (2015). Improving welfare through climate-friendly agriculture: The case of the system of rice intensification. *Environmental and Resource Economics*, 62(2), 243–263. <https://doi.org/10.1007/s10640-015-9962-5>
- Ali, N., & Abdullah, M. A. (2017). The food consumption and eating behaviour of Malaysian urbanites: Issues and concerns. *Geografia-Malaysian Journal of Society and Space*, 8(6), 157–165.
- Annim, S. K., & Frempong, R. B. (2018). Effects of access to credit and income on dietary diversity in Ghana. *Food Security*, 10, 1649–1663. <https://doi.org/10.1007/s12571-018-0862-8>
- Arellano, M., & Bond, S. (1991). Some tests of specification for panel data: Monte Carlo evidence and an application to employment equations. *The Review of Economic Studies*, 58(2), 277–297. <https://doi.org/10.2307/2297968>
- Atkin, C. (2003). Rural communities: Human and symbolic capital development, fields apart. *Compare: A Journal of Comparative and International Education*, 33(4), 507–518. <https://doi.org/10.1080/0305792032000127793>
- Bezuneh, M., & Yiheyis, Z. (2014). Has trade liberalization improved food availability in developing countries? An empirical analysis. *Journal of Economic Development*, 39(1), 63. <https://doi.org/10.22004/ag.econ.51136>
- Blundell, R., & Bond, S. (1998). Initial conditions and moment restrictions in dynamic panel data models. *Journal of Econometrics*, 87(1), 115–143. [https://doi.org/10.1016/S0304-4076\(98\)00009-8](https://doi.org/10.1016/S0304-4076(98)00009-8)
- Brooks, J., & Matthews, A. (2015). *Trade dimensions of food security*. France: Organization for Economic Cooperation and Development (OECD) Publishing. Retrieved from: <https://www.oecd-ilibrary.org/content/paper/5js65xn790nv-en>
- Campbell, B. M., Vermeulen, S. J., Aggarwal, P. K., Corner-Dolloff, C., Girvetz, E., Loboguerrero, A. M., . . . , & Wollenberg, E. (2016). Reducing risks to food security from climate change. *Global Food Security*, 11, 34–43. <https://doi.org/10.1016/j.gfs.2016.06.002>
- Carree, M. A., & Verheul, I. (2012). What makes entrepreneurs happy? Determinants of satisfaction among founders. *Journal of Happiness Studies*, 13(2), 371–387. <https://doi.org/10.1007/s10902-011-9269-3>
- Casson, M. (1999). The economics of the family firm. *Scandinavian Economic History Review*, 47(1), 10–23. <https://doi.org/10.1080/03585522.1999.10419802>
- Cavatassi, R., Lipper, L., & Narloch, U. (2011). Modern variety adoption and risk management in drought prone areas: Insights from the sorghum farmers of eastern Ethiopia. *Agricultural Economics*, 42(3), 279–292. <https://doi.org/10.1111/j.1574-0862.2010.00514.x>
- Chandio, A. A., Jiang, Y., Amin, A., Ahmad, M., Akram, W., & Ahmad, F. (2023). Climate change and food security of South Asia: Fresh evidence from a policy perspective using novel empirical analysis. *Journal of Environmental Planning and Management*, 66(1), 169–190. <https://doi.org/10.1080/09640568.2021.1980378>
- Cohen, J. E. (1995). Population growth and earth's human carrying capacity. *Science*, 269(5222), 341–346. <https://doi.org/10.1126/science.761810>
- Cotula, L., N. Dyer, & S. Vermeulen. (2008). *Fuelling exclusion? The biofuel boom and poor people's access to land*. UK: International Institute for Environment and Development.
- Dawson, T. P., Perryman, A. H., & Osborne, T. M. (2016). Modelling impacts of climate change on global food security. *Climatic Change*, 134(3), 429–440. <https://doi.org/10.1007/s10584-014-1277-y>
- Delvaux, P. A. G., & Paloma, S. G. (2018). Access to common resources and food security: Evidence from National Surveys in Nigeria. *Food Security*, 10(1), 121–140. <https://doi.org/10.1007/s12571-017-0757-0>
- Dithmer, J., & Abdulai, A. (2017). Does trade openness contribute to food security? A dynamic panel analysis. *Food Policy*, 69, 218–230. <https://doi.org/10.1016/j.foodpol.2017.04.008>
- Elmes, M. B. (2016). Economic inequality, food insecurity, and the erosion of equality of capabilities in the United States. *Business & Society*, 57(6), 1045–1074. <https://doi.org/10.1177/0007650316676238>
- Etana, D., & Tolossa, D. (2017). Unemployment and Food Insecurity in Urban Ethiopia. *African Development Review*, 29(1), 56–68. <https://doi.org/10.1111/1467-8268.12238>
- Faisal, I. M., & Parveen, S. (2004). Food security in the face of climate change, population growth, and resource constraints: Implications for Bangladesh. *Environmental Management*, 34(4), 487–498. <https://doi.org/10.1007/s00267-003-3066-7>
- FAO. (2008). *FAOSTAT online statistical service*. Food and Agriculture Organization of the United Nations (FAO). Retrieved from: <https://www.fao.org/faostat/en/#data>
- Fellmann, T., Hélaine, S., & Nekhay, O. (2014). Harvest failures, temporary export restrictions and global food security: The



- example of limited grain exports from Russia, Ukraine and Kazakhstan. *Food Security*, 6(5), 727–742. <https://doi.org/10.1007/s12571-014-0372-2>
- Fischer, G., Hizsrik, E., Prieler, S., Shah, M., & Van Velthuis, H. (2009). *Biofuel and food security. Implications of an accelerated biofuel production*. Austria: International Institute for Applied Systems Analysis (IIASA). Retrieved from: <https://pure.iiasa.ac.at/id/eprint/8984/>
- Godber, O. F., & Wall, R. (2014). Livestock and food security: Vulnerability to population growth and climate change. *Global Change Biology*, 20(10), 3092–3102. <https://doi.org/10.1111/gcb.12589>
- Grzelak, A. (2017). Income inequality and food security in the light of the experience of the OECD countries. In *Conference of Contemporary Issues in Business, Management and Education*, 384–392. <https://doi.org/10.3846/cbme.2017.070>
- Guo, M., Song, W., & Buhain, J. (2015). Bioenergy and biofuels: History, status, and perspective. *Renewable and Sustainable Energy Reviews*, 42, 712–725. <https://doi.org/10.1016/j.rser.2014.10.013>
- Haini, H., Musa, S. F. P. D., Wei Loon, P., & Basir, K. H. (2023). Does unemployment affect the relationship between income inequality and food security? *International Journal of Sociology and Social Policy*, 43(1/2), 48–66. <https://doi.org/10.1108/IJSSP-12-2021-0303>
- Hall, C., Dawson, T. P., Macdiarmid, J. I., Matthews, R. B., & Smith, P. (2017). The impact of population growth and climate change on food security in Africa: Looking ahead to 2050. *International Journal of Agricultural Sustainability*, 15(2), 124–135. <https://doi.org/10.1080/14735903.2017.1293929>
- Hanjra, M. A., & Qureshi, M. E. (2010). Global water crisis and future food security in an era of climate change. *Food Policy*, 35(5), 365–377. <https://doi.org/10.1016/j.foodpol.2010.05.006>
- Hussain, A., & Thapa, G. B. (2012). Smallholders' access to agricultural credit in Pakistan. *Food Security*, 4(1), 73–85. <https://doi.org/10.1007/s12571-012-0167-2>
- Iftikhar, S., & Mahmood, H. Z. (2017). Ranking and relationship of agricultural credit with food security: A district level analysis. *Cogent Food & Agriculture*, 3(1), 1–16. <https://doi.org/10.1080/23311932.2017.1333242>
- International Energy Agency (2017). Data & Publications. Retrieved from: <https://www.iea.org/data-and-statistics/data-sets>
- Keith, D. A., Akçakaya, H. R., Thuiller, W., Midgley, G. F., Pearson, R. G., Phillips, S. J., . . . , & Rebelo, T. G. (2008). Predicting extinction risks under climate change: Coupling stochastic population models with dynamic bioclimatic habitat models. *Biology Letters*, 4(5), 560–563. <https://doi.org/10.1098/rsbl.2008.0049>
- Kerr, S., & Farhan, B. (2008) *UAE investors buy Pakistan farmland*. Retrieved from: <https://www.ft.com/content/c6536028-1f9b-11dd-9216-000077b07658>
- Khan, M. A. (2012). Agricultural development in Khyber Pakhtun Khwa, prospects, challenges and Policy options. *Pakistaniaat: A Journal of Pakistan Studies*, 4(1), 49–68.
- Koh, L. P. (2007). Impacts of land use change on South-east Asian forest butterflies: A review. *Journal of Applied Ecology*, 44(4), 703–713. <https://doi.org/10.1111/j.1365-2664.2007.01324.x>
- Koizumi, T. (2015). Biofuels and food security. *Renewable and Sustainable Energy Reviews*, 52, 829–841. <https://doi.org/10.1016/j.rser.2015.06.041>
- Kunen, E., & Chalmers, J. (2010). *Sustainable biofuel development policies, programs and practices in APEC economies*. Retrieved from: [https://www.ctc-n.org/sites/www.ctc-n.org/files/resources/apec\\_sustainable\\_biofuels.pdf](https://www.ctc-n.org/sites/www.ctc-n.org/files/resources/apec_sustainable_biofuels.pdf)
- Lapola, D. M., Schaldach, R., Alcamo, J., Bondeau, A., Koch, J., Koelking, C., & Priess, J. A. (2010). Indirect land-use changes can overcome carbon savings from biofuels in Brazil. In *Proceedings of the National Academy of Sciences*, 107(8), 3388–3393. <https://doi.org/10.1073/pnas.0907318107>
- Lewis, W. A. (1954). Economic development with unlimited supplies of labour. *The Manchester School*, 22(2), 139–191. <https://doi.org/10.1111/j.1467-9957.1954.tb00021.x>
- Loopstra, R., & Tarasuk, V. (2013). Severity of household food insecurity is sensitive to change in household income and employment status among low-income families–3. *The Journal of Nutrition*, 143(8), 1316–1323. <https://doi.org/10.3945/jn.113.175414>
- Lutz, W., & Qiang, R. (2002). Determinants of human population growth. *Philosophical Transactions of the Royal Society of London B: Biological Sciences*, 357(1425), 1197–1210. <https://doi.org/10.1098/rstb.2002.1121>
- Masters, W. A., Djurfeldt, A. A., De Haan, C., Hazell, P., Jayne, T., Jirstrom, M., & Reardon, T. (2013). Urbanization and farm size in Asia and Africa: Implications for food security and agricultural research. *Global Food Security*, 2(3), 156–165. <https://doi.org/10.1016/j.gfs.2013.07.002>
- Matthews, A. (2014). Trade rules, food security and the multilateral trade negotiations. *European Review of Agricultural Economics*, 41(3), 511–535. <https://doi.org/10.1093/erae/jbu017>
- Méthot, J., & Bennett, E. M. (2018). Reconsidering non-traditional export agriculture and household food security: A case study in rural Guatemala. *PLOS ONE*, 13(5), e0198113. <https://doi.org/10.1371/journal.pone.0198113>
- Mitchell, A. (2008). *The implications of smallholder cultivation of the biofuel crop, Jatropha curcas, for local food security and socio-economic development in northern Tanzania*. UK: University of London.
- Mulusew, A., & Mingyong, H. (2023). An empirical investigation of the dynamic linkages of land access and food security: Evidence from Ethiopia using system GMM approach. *Journal of Agriculture and Food Research*, 11, 100494. <https://doi.org/10.1016/j.jafr.2023.100494>
- Murphy, J. D., & Power, N. M. (2008). How can we improve the energy balance of ethanol production from wheat? *Fuel*, 87(10–11), 1799–1806. <https://doi.org/10.1016/j.fuel.2007.12.011>
- Meyers, W. H., & Kalaitzandonakes, N. (2015). World population, food growth, and food security challenges. In *Food Security in an Uncertain World: An International Perspective*. 161–177. <https://doi.org/10.1108/S1574-871520150000015019>
- Nahatkar, S. B., Mishra, P. K., Raghuvanshi, N. K., & Beohar, B. B. (2002). An evaluation of Kisan credit card scheme: A case study of Patan Tehsil of Jabalpur District of Madhya Pradesh. *Indian Journal of Agricultural Economics*, 57(3), 578–579.
- Negash, M., & Swinnen, J. F. (2013). Biofuels and food security: Micro-evidence from Ethiopia. *Energy Policy*, 61, 963–976. <https://doi.org/10.1016/j.enpol.2013.06.031>
- Nonhebel, S. (2012). Global food supply and the impacts of increased use of biofuels. *Energy*, 37(1), 115–121. <https://doi.org/10.1016/j.energy.2011.09.019>
- Otsuka, K. (2013). Food insecurity, income inequality, and the changing comparative advantage in world agriculture. *Agricultural Economics*, 44(Suppl. 1), 7–18. <https://doi.org/10.1111/agec.12046>

- Pimentel, D., Marklein, A., Toth, M. A., Karpoff, M. N., Paul, G. S., McCormack, R., . . . , & Krueger, T. (2009). Food versus biofuel: Environmental and economic costs. *Human Ecology*, 37(1), 1. <https://doi.org/10.1007/s10745-009-9215-8>
- Pingali, P. (2007). Westernization of Asian diets and the transformation of food systems: Implications for research and policy. *Food Policy*, 32(3), 281–298. <https://doi.org/10.1016/j.foodpol.2006.08.001>.
- Prosekov, A. Y., & Ivanova, S. A. (2018). Food security: The challenge of the present. *Geoforum*, 91, 73–77. <https://doi.org/10.1016/j.geoforum.2018.02.030>.
- Rahman, A. and Mishra, S. (2020). Does non-farm income affect food security? Evidence from India. *The Journal of Development Studies*, 56(6), 1–20. <https://doi.org/10.1080/00220388.2019.1640871>
- Rasul, G., & Sharma, B. (2016). The nexus approach to water–energy–food security: An option for adaptation to climate change. *Climate Policy*, 16(6), 682–702. <https://doi.org/10.1080/14693062.2015.1029865>
- Rosegrant, M. W., & Cai, X. (2002). Global water demand and supply projections: Part 2. Results and prospects to 2025. *Water International*, 27(2), 170–182. <https://doi.org/10.1080/02508060208686990>
- Schneider, U. A., Havlík, P., Schmid, E., Valin, H., Mosnier, A., Obersteiner, M., . . . , & Fritz, S. (2011). Impacts of population growth, economic development, and technical change on global food production and consumption. *Agricultural Systems*, 104(2), 204–215. <https://doi.org/10.1016/j.agry.2010.11.003>
- Smil, V. (1994). How many people can the earth feed? *Population and Development Review*, 20(2), 255–292. <https://doi.org/10.2307/2137520>
- Smith, P. (2013). Delivering food security without increasing pressure on land. *Global Food Security*, 2(1), 18–23. <https://doi.org/10.1016/j.gfs.2012.11.008>.
- Soko, N. N., Kaitibie, S., & Ratna, N. N. (2023). Does institutional quality affect the impact of public agricultural spending on food security in Sub-Saharan Africa and Asia? *Global Food Security*, 36, 100668. <https://doi.org/10.1016/j.gfs.2022.100668>.
- Songok, C. K., Kipkorir, E. C., & Mugalavai, E. M. (2011). Integration of indigenous knowledge systems into climate change adaptation and enhancing food security in Nandi and Keiyo districts, Kenya. In *Experiences of climate change adaptation in Africa* (pp. 69–95). German: Springer Link.
- Steele, P., Puettmann, M. E., Penmetsa, V. K., & Cooper, J. E. (2012). Life-cycle assessment of pyrolysis bio-oil production. *Forest Products Journal*, 62(4), 326–334. <https://doi.org/10.13073/FPJ-D-12-00016.1>
- Stutz, F.P., & Warf, B. (2012). *The world economy: Geography, business development*, 6th edn. USA: Prentice Hall.
- Swinnen, J. (2015). Changing coalitions in value chains and the political economy of agricultural and food policy. *Oxford Review of Economic Policy*, 31(1), 90–115. <https://doi.org/10.1093/oxrep/grv008>.
- Szabo, S. (2016). Urbanisation and food insecurity risks: Assessing the role of human development. *Oxford Development Studies*, 44(1), 28–48. <https://doi.org/10.1080/13600818.2015.1067292>
- Vitousek, P. M., Mooney, H. A., Lubchenco, J., & Melillo, J. M. (1997). Human domination of Earth's ecosystems. *Science*, 277(5325), 494–499. <https://doi.org/10.1126/science.277.5325.494>.
- World Bank (2017). *World development indicators*. Retrieved from: <http://data.worldbank.org/indicator>.
- Yang, H., Zhou, Y., & Liu, J. (2009). Land and water requirements of biofuel and implications for food supply and the environment in China. *Energy Policy*, 37(5), 1876–1885. <https://doi.org/10.1016/j.enpol.2009.01.035>.

**How to Cite:** Subramaniam, Y. (2023). Population Growth, Biofuel Production, and Food Security. *Green and Low-Carbon Economy* <https://doi.org/10.47852/bonviewGLCE3202948>