Received: 8 October 2023 | Revised: 19 February 2024 | Accepted: 8 March 2024 | Published online: 11 March 2024

REVIEW

Green and Low-Carbon Economy
2026, Vol. 4(4) 388–406
DOI: 10.47852/bonviewGLCE42021846

BON VIEW PUBLISHING

Policy Implementation Roadmap, Diverse Perspectives, Challenges, and Solutions Toward Low-Carbon Hydrogen Economy

Harshit Mittal[1] **and Omkar Singh Kushwaha**[2,*]

[1]*Guru Gobind Singh Indraprastha University, India*

[2]*Indian Institute of Technology Madras, India*

Abstract: Hydrogen is a nearly emission-free energy carrier with many enticing qualities, including wide availability, environmental friendliness, and a high calorific value. There have constantly been a lot of challenges to establish an entire fledge low-carbon hydrogen (LCH) economy in the past century. This study aims to critically analyze the economic, environmental, technological, and policy implementation and division of LCH to find novel solutions, bridging the gaps and giving a perspective approach to the study. Differentiation of various LCH components, including green and blue hydrogen, was also proposed based on the life cycle assessment emissions. Current policy perspectives and promised pledged perspectives are considered to project hydrogen demand in 2030. A thorough economic analysis of LCH system technologies is also conducted from both hydrogen production and storage perspectives by comparing various production and storage systems. Current policies toward LCH were critically viewed from policymakers, consumers, and R & D perspectives, through which several challenges, gaps, and keynote necessities were also stated.

Keywords: low-carbon hydrogen, hydrogen economy, hydrogen production, hydrogen storage, green hydrogen, hydrogen policies, carbon hydrogen economy framework

Abbreviations

LCH	Low-Carbon Hydrogen
LCAE	Life Cycle Assessment Emissions
LCHEF	Low-Carbon Hydrogen Economy Framework
PV	Photovoltaics
FCEV	Fuel Cell Electronic Vehicles
KT	Kilo Tons
CPP	Current Policies Perspectives
PPP	Promised Policies Perspectives
NZE	Net Zero Emissions
CCUS	Carbon Capture Utilization and Storage
HRS	Hydrogen Refueling Station
SR	Steam Reforming
PO_x	Partial Oxidation
ATR	Autothermal Reforming
O&M	Operation and Maintenance
LCA	Life Cycle Assessment
OSG	Origin Scheme Guarantees
LCHVC	Low-Carbon Hydrogen Value Chain
FCV	Fuel Cell Vehicles
R&D	Research and Development
MOP	Mission-Oriented Policy
GHG	Greenhouse Gases
SDO	Standard Development Organizations
LCHEPF	Low-Carbon Hydrogen Economy Policy Framework
BAGS	Bi-Annual Global Summit

*Corresponding author: Omkar Singh Kushwaha, Indian Institute of Technology Madras, India. Email: ic16270@imail.iitm.ac.in

1. Introduction

Hydrogen was discovered in 1776 by Cavendish, who then named it phlogiston, which means "inflammable air" (Wright 1858). Since then, there have been several advances toward the production and properties of hydrogen, particularly derived from conventional energy sources like natural gas (*grey hydrogen, blue hydrogen, and turquoise hydrogen*) [1] and coal (*black hydrogen*) to contemporary energy sources like renewable energies (*green hydrogen*) [2–5], nuclear energy (*pink hydrogen*), and solar energy (*yellow hydrogen*). If we analyze the overall matter of the universe, then hydrogen consists of 75% of the total matter [6].

Hence, in today's world, to thoroughly apply hydrogen in our daily lives, hydrogen research should be aligned in the following pathways: (a) hydrogen production (electrolysis, catalysis, CO_2 capture, ammonification, etc.), (b) hydrogen transformation (synthetic fuels, green ammonia, etc.), (c) hydrogen transport (shipping, trucks, pipeline, and storage), and (d) hydrogen end-use (steel, chemical, refineries, shipping, aviation, heating, power generation, etc.). Once the research is aligned with the specific pathways, then a complete integrated hydrogen ecosystem (or economy) can be proposed [7–12].

© The Author(s) 2026. Published by BON VIEW PUBLISHING PTE. LTD. This is an open access article under the CC BY License (https://creativecommons.org/licenses/by/4.0/).

As we all know, one of the primary reasons for using hydrogen is to limit the current global carbon dioxide emissions caused mainly by exploiting carbon-based energy sources. The carbon-based energy sources roughly entail 73.4% of the total global emissions generated, easily divided into industrial energy, transport, energy used in buildings, unallocated fuel combustion, fugitive energy emissions, and agricultural and fishing energy uses.

It is necessary to transition not only into hydrogen energy sources but also to low-carbon emitting hydrogen energy sources to limit such energy sources. For such a transition, it is essential to build a strong foundation in policymaking as well as an economic setup specifically based on low-carbon hydrogen (LCH). LCH consists of roughly four types of hydrogen: green hydrogen, blue hydrogen, aqua hydrogen, and turquoise hydrogen [5, 13]. For the in-depth analysis of different colors and shades of hydrogen, it is essential to understand the overview of the various hydrogen colors, shown in Figure 1 [14]. Mostly, all the possible sources of hydrogen are mentioned and differentiated by the respective colors. Further, the primary current avenues of hydrogen energy usage and its future applications, the annual hydrogen production capacity of 90 million tons, and the corresponding investments of ~ 150B USD have been highlighted. The key to a hydrogen-based economy substantially depends on the seamless source of inexpensive energy, which is expected to be derived from renewable resources [5].

Even though different colors and shades of hydrogen have been pre-defined in most of the cases, there emerged a necessity for the fundamental redefining in the case of several divisions and sub-divisions of hydrogen fuels based on origin. For example, many renewable energy sources like wind energy, solar energy, biomass, etc., used in hydrogen production technologies, are expected to produce green hydrogen. However, upon close analysis and life cycle assessment (LCA) data summarized in Figure 2 [15–23], the entire processes are not completely green and can lead to emission of harmful gases including carbon dioxide. The overview of the greenhouse gas emissions caused by wind turbines and solar panels upon analyzing the LCAs, life expectancy (usage time), and the types of the materials used in the photovoltaic modules are significant in deciding the carbon emissions. The data related to the emissions caused by wind turbines and solar PV modules (amorphous, monocrystalline, polycrystalline) are systematically shown in Figures 2(a)–(d), respectively, which clearly establishes that even those processes labeled as green and renewable may also contribute significantly toward the CO_2 emissions.

Significantly, the emissions produced due to the following renewable energy production technologies are less when compared to other conventional energy sources. While it is in the right direction toward carbon neutrality and energy transition, it is still not the final step toward a sustainable future and cannot be considered 100% green. Therefore, it may be preferred to differentiate green and blue hydrogen into further sub-divisions, as shown in Figure 3. Meanwhile, it is expected that the researchers, policymakers, environmentalists, and governments initiate, promote, and devise action plans toward a pure carbonless hydrogen economy [24].

The analysis of the LCA of solar panels and wind turbines was put forward along with the conventional classification and the novel classification of hydrogen based on the sustainability of the feedstock used for production. Upon such classifications, it is pretty evident that there is an exigent need to develop hydrogen policies. Such policies could only be developed once there are variable perspectives from policymakers to researchers to the public. Once such perspectives are gathered and combined with national and

Figure 1
Different shades and colors of hydrogen for proper standardization and regulations toward supply chain management of sustainable hydrogen types

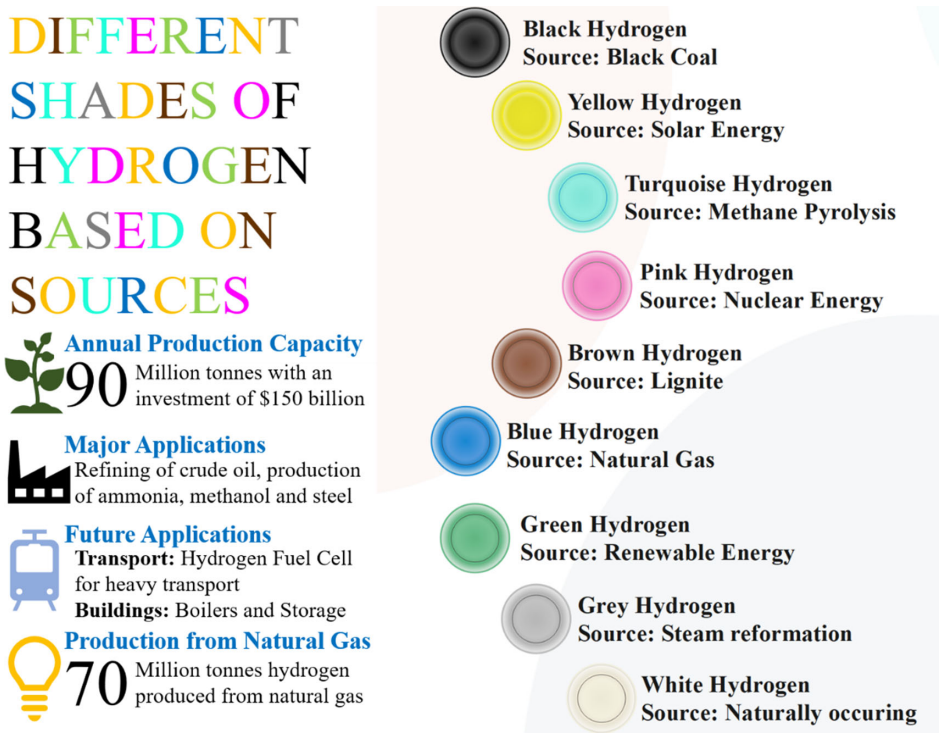

Figure 2
Generalized greenhouse gas emissions data caused by wind turbines and solar panels. (a) Wind turbine emissions are distinguished into air emissions and environmental impacts (KWh/year). (b) Solar amorphous PV system greenhouse gases emissions (G-CO_2/KWh). (c) Solar monocrystalline PV system greenhouse gases emissions (G-CO_2/KWh). (d) Solar polycrystalline PV system GHG emissions (G-CO_2/KWh), where EIGWP means environmental impacts GWP

(a)

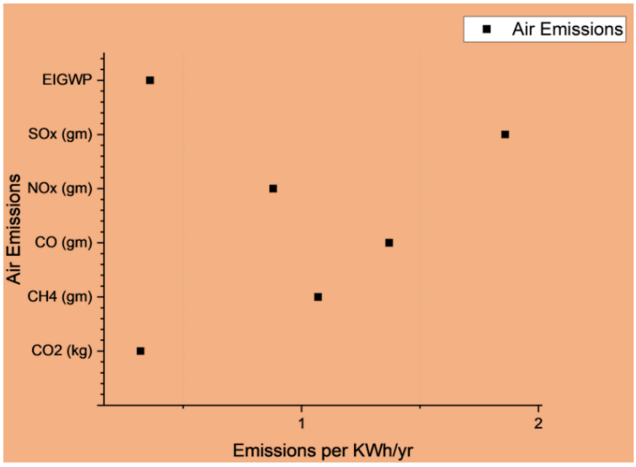

(b)

Efficiency (%)	Life Cycle (years)	Emissions (g-CO2/KWh)
6.9	30	15.6
6.3	20	34.3
5.7	30	39
7	30	50
10	20	47

(c)

Efficiency (%)	Life Cycle (years)	Emissions (g-CO2/KWh)
8.5	30	280
14	30	60
13	20	64.8
11.5	30	44
10.6	25	165

(d)

Efficiency (%)	Life Cycle (years)	Emissions (g-CO2/KWh)
12.8	30	12
10	30	53.4
10.7	20	26.4
12.92	20	72.4
12.8	30	12.1

global surveys based on hydrogen demand and LCH economy setup, it will be very impactful to create strong hydrogen policies for the establishment of the hydrogen economy [25].

1.1. Hydrogen demand from current policies and promised policies perspectives

In 2021, the world's demand for hydrogen increased to over 94 million tons (Mt), up from 91 Mt in 2019 (pre-pandemic levels) [26–29]. The majority of the increase was for the use of hydrogen in conventional applications, especially in chemicals, with a rise of about 3 Mt and refining, with an increase of almost 2 Mt from 2020. The COVID-19 epidemic had a significant impact on several subsectors, notably refining. In 2021, activity slowed by the lockdowns and the broader economic recession began to pick up, as seen by the rise in hydrogen consumption. Most of the provided hydrogen was made using fossil fuels, which had little value for reducing climate change; greener production was not used for hydrogen production due to the inadequacy of proper facilities, efficiency, and affordability of green hydrogen production technologies.

In 2021, there was very little demand for hydrogen in new and modern applications, such as heavy industry, transportation, power generation, the building sector, or the manufacturing of fuels derived from hydrogen, at only 40 kilotons (kt) H_2 (or roughly 0.04% of the world's need for hydrogen) [30–32]. This was mainly for usage in road transport, which saw considerable growth (60%) even though it started from a low base. This is due to the faster deployment of fuel cell electronic vehicles, notably in China's heavy-duty trucks.

The hydrogen demand based on sectors, which include refining, industries, transport, buildings, power generation, hydrogen-derived fuels, and hydrogen blending, is shown in Figure 4 [30, 33, 34]. Although this figure provides significant data from 2019 to 2022 and an estimation for the year 2023, it provides the relevant projections of 2030 hydrogen demands in million tons. The projections were made through the analysis of two perspectives, which include (i) current policies perspectives (CPP) and (ii) promised policies perspectives (PPP).

The current policies projections (CPP) represent current policy settings based on assessing the policies implemented and those declared by governments worldwide, sector by sector. By 2030, the CPP's projection predicts that the global demand for hydrogen might reach 115 Mt [30]. Most of this expansion would come from conventional usage, with little need (less than 2 Mt) for novel applications or the further substitution of fossil-based hydrogen in traditional uses.

The benefits of keeping climate promises would be minimal. The Promised Pledges Policies (PPP) rely on the complete and timely fulfillment of all climate pledges made by governments worldwide, including nationally determined contributions and long-term net zero emissions (NZE) objectives. It was observed that the hydrogen demand would be higher in PPP projections than in CPP projections, especially in transport, buildings, power generation, and hydrogen-derived fueling sectors.

Catalytic naphtha crackers and steam crackers for specialized on-site generation utilizing unrestricted fossil fuels produce the most hydrogen supply in refining today (approximately 45% of the reserve each in 2021). Although refineries in China had over 1 Mt of hydrogen from coal gasification in 2021, the latter primarily relies on steam methane reformers fed with natural gas [35–38]. To satisfy demand, acquired (merchant) hydrogen, the majority of which is created by steam methane reformers, is added to the on-site output. To find a better method for hydrogen production, it is necessary to compare and project the current techniques from 2023 to 2030; these methods include production through fossil fuels synthesized by carbon capture utilization and storage (CCUS) or electrolysis, and the projections are showcased in Figure 5(a) and (b) [37].

1.2. Motivation of the review and gaps of current research

The first article ever reported on hydrogen production was in 1858 by R N Wright; the preparation method stated in his research was a

Figure 3
A novel and systematic approach toward differentiating green and blue hydrogen primarily based on emission output in life cycle assessment

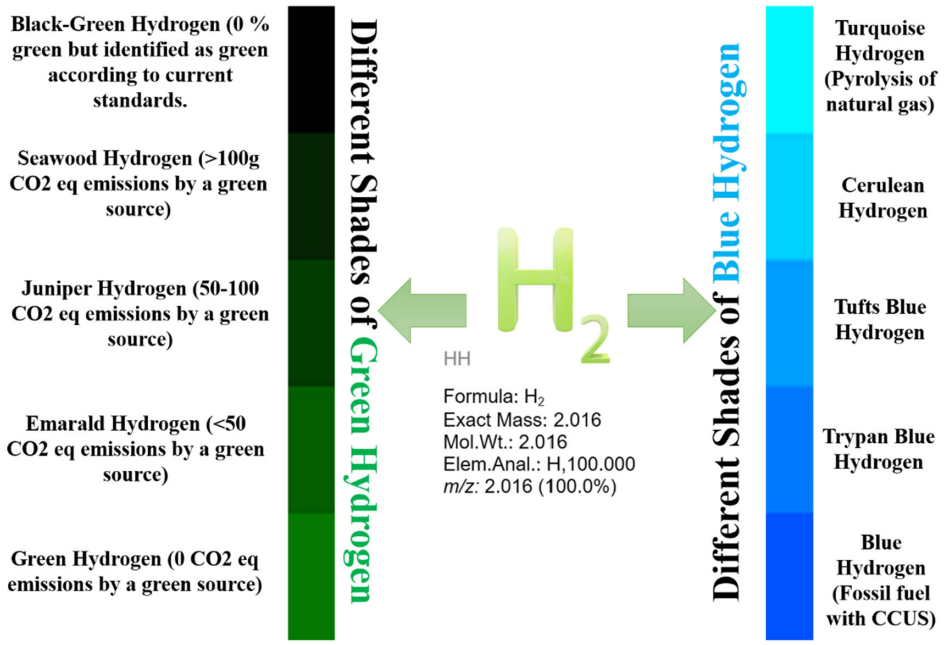

primary decomposition of water. The procedure included passing water vapors over red hot iron bits in a porcelain gun barrel tube; pure hydrogen is obtained through this. It has been nearly 170 years since this research article was published, and still, there has not been a 100% green, efficient, and affordable process to produce hydrogen. Several obstacles and limitations that can be broadly categorized into a few pathways include but are not limited to waste and cost management challenges, hydrogen transport and storage infrastructure requirements, and environmental safety concerns, which are currently impeding the viability of hydrogen as a viable alternative to fossil fuels [39–47]. A complete overview of the current gaps in LCH economy and research is showcased in Table 1 [48–54].

2. Economic Analysis of LCH Production

Hydrogen should undoubtedly be as inexpensive as feasible. However, the hydrogen economy would not take off until economically and energetically viable. If not, better options will take over the market. Infrastructures are already in place for practically all synthetic liquid hydrocarbons, but a brand-new distribution system is needed for hydrogen [40, 46, 49, 50, 55–61]. The whole energy supply and distribution system will change as the world moves toward a pure hydrogen economy. Therefore, all facets of a hydrogen economy should be explored before making investments. Due to its low density, hydrogen is far more difficult to store than fossil fuels. By 2050, 3–4 times more storage infrastructure would need to be created at the cost of $637 billion to offer the same degree of energy security as it now if hydrogen were to replace natural gas in the global economy [41, 42, 62–64].

High carbon emissions (grey H_2) are created when hydrogen is produced, mostly from hydrocarbon-based sources. Moreover, while being regarded as carbon-neutral energy sources, green and blue H_2 have high production costs. The most economical option for producing hydrogen from natural gas while retaining minimal carbon emissions is said to be the SMR [47, 65, 66]. To compete with the current commercial production of grey H_2, large-scale green and blue H_2 production systems require a combination of renewable energy sources. Given the potential benefits of the new H_2 policy and carbon pricing, significant green and blue H_2 production can be expected. Due to its ability to connect the green and blue H_2 production systems, H_2 may be a viable option for multi-sectoral decarbonization. Today, providing hydrogen to industrial customers is a significant global industry. It has been observed that the worldwide demand for hydrogen is still rising and already increased more than triple since 1975. Six of the world's natural gas and 2% of its coal are used to produce hydrogen. As a result, the generation of hydrogen results in annual CO_2 emissions of around 830 million tons, equal to the combined emissions (total or yearly) of the United Kingdom and Indonesia [67, 68]. Large-scale hydrogen storage is one of the biggest obstacles to a future hydrogen economy. The expense of adopting alternate liquid storage methods is frequently more than the cost of creating hydrogen in the first place, and low-cost, large-scale possibilities like salt caverns are geographically constrained [69].

2.1. Economic analysis from a hydrogen production perspective

For a prosperous hydrogen economy, it is necessary to have an affordable hydrogen production system and a highly efficient hydrogen-producing facility. For example, bio-photolysis of hydrogen is a very affordable system that costs $2.13/kg H_2 but has significantly less production efficiency (10–12%). Hence, both variables are equally crucial for a successful transition. The emission produced by the current hydrocarbon-based production pathways, such as steam reforming (SR), partial oxidation (PO_X), and autothermal reforming (ATR), primarily limits the use of H_2 as a clean energy source. Developing environmentally friendly hydrogen production methods like electrolysis has provided a cleaner option for H_2 generation. However, detractors quickly

Figure 4
The projected hydrogen demands both estimated and literature projections for ammonia, steel, refining, and methanol production from 2019 to 2023, and up to 2030 based on current policies perspectives (CPP) and promised policies perspectives (PPP)

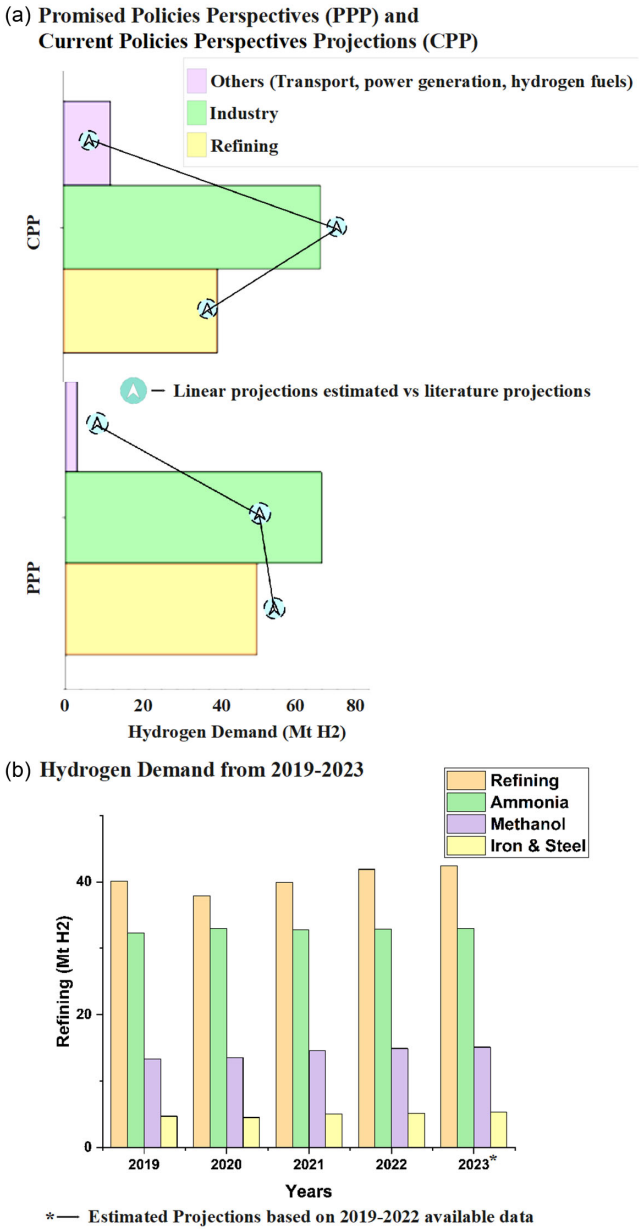

point out that the manufacturing process is energy-demanding even though it produces "green" H_2 and O_2 [2, 66, 68]. Therefore, the process is not overall carbon neutral unless alternative renewable sources are used to lower the energy penalty. Another issue is that green technologies like electrolysis, which produces green hydrogen, have more significant production costs than traditional H_2 production methods, which produce grey hydrogen. Figure 6 [70] demonstrates that the cost of producing H_2 using electrolysis ($10.3 per kg H_2) is five times higher than that of more established methods ($1.5–2.3 per kg H_2). As a result, another obstacle to the involvement of H_2 in the energy mix is the expense of "green" H_2 [70].

Figure 5
Low-carbon hydrogen production through (a) electrolysis and (b) CCUS in a million tons (Mt H_2)

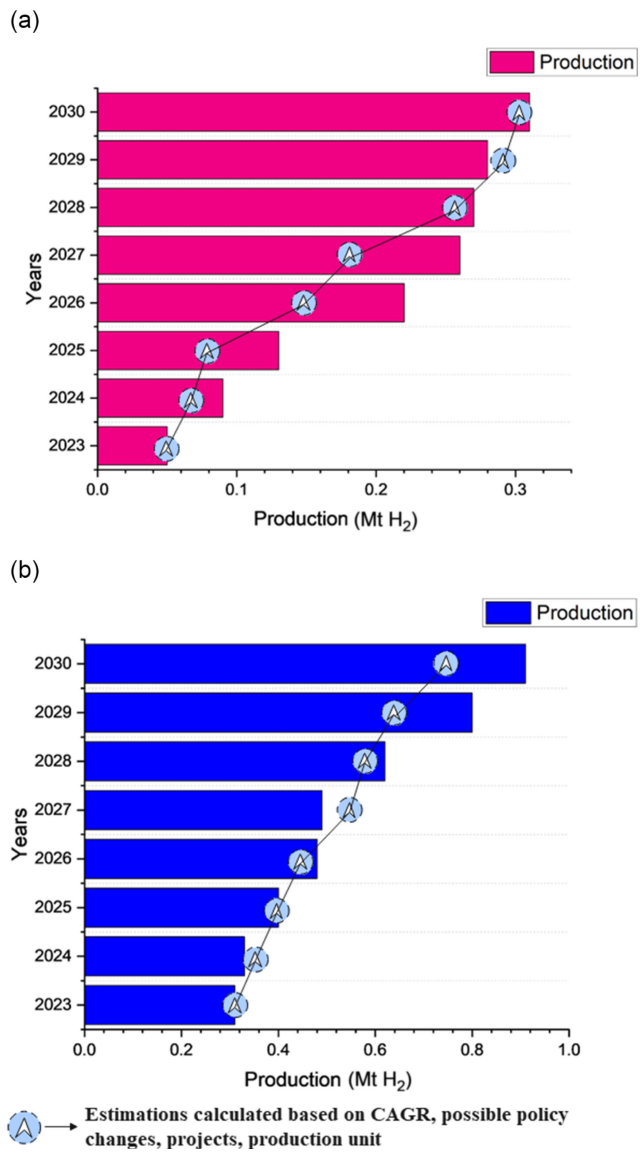

Even if we find the necessary efficiency and cost of generation techniques, we must see their environmental impacts and capital cost in millions of USD for a more secure future hydrogen economy. The ecological effects could be easily assessed by energy sources (fossil fuels, internally generated steam, solar, wind, and nuclear) and feedstock (natural gas, coal, woody biomass, water + algae, organic biomass, and water). Using natural gas with the SMR to produce hydrogen is currently thought to be the most economical option while still emitting little carbon [70–73]. Large-scale green and blue H_2 production systems' techno-economic analyses indicate that integrating renewable energy sources is necessary to compete with the market's current grey H_2 output [33, 34, 74–76].

If the carbon tax is implemented, the argument will be considerably stronger. Therefore, the large-scale green and blue H_2 generation can profit from considering the new H_2 policy and carbon pricing. Since it enables connections between the green and blue H_2 production systems and the other energy sectors, H_2 may also be a promising option for multi-sectorial decarbonization. If integrated techniques are used, the large-scale manufacturing of green and blue

Table 1
Gaps, challenges, and solutions of the current hydrogen economy and research

Gaps	Challenges	Solutions
Economics and cost management	1. Limitation of adoption and usage of green hydrogen production procedures 2. The challenge of declining the cost of renewables for the decrease in green hydrogen generation cost	1. Increasing end-user demand will also reduce the cost of producing hydrogen through economies of scale, leading to a decrease in LCOH 2. Spending, regulatory framework alignment, and end-user demand development are required to scale up hydrogen supply options
Transport and storage infrastructure	1. Most massive hydrogen infrastructure projects are still in the research and development stage 2. Underground pipelines and fueling stations not close to channels make the hydrogen economy rely on trucks and trailers for transportation	1. Hydrogen refueling station (HRS) network's density must increase to bridge the gap between remote demonstration fields and the pre-commercial stage 2. An HRS implementation will enable speedier deployment and commercialization of hydrogen and safe and affordable hydrogen delivery for the rearrangement of gas pipes for hydrogen transport
Hydrogen safety and environmental impacts	1. A hydrogen leak will result in an explosion when ignited or sparked 2. Security and detection are further complicated by hydrogen's odorless, nearly invisible flame	1. Setting up standards for hydrogen blending. 2. A dedicated hydrogen network and market need the modernization and harmonization of regulatory rules controlling hydrogen
Waste management	1. Each year, 2.01 Gt of rubbish accumulates globally and eventually ends up in landfills and water supplies, creating severe environmental problems	1. Recycling should be done to convert the garbage into hydrogen while boosting waste minimization and energy conservation 2. There is also a pressing need for more waste to hydrogen projects and agreements
Key technologies	1. The absence of cutting-edge technology 2. Increasing the commercialization of hydrogen FCVs would place a high premium and cost on fuel cell-related technology	1. Commercialize water electrolysis using renewable energy and then work toward the advancements of other technologies
Hydrogen standardization and specification	1. The overall system and hydrogen refueling stations' dependability have not met the acceptable standard, or > 95%. 2. An accurate or standardized measuring technique or instrument cannot check the hydrogen meter's accuracy 3. No formation of hydrogen quality standards, compliance, and efficient methods	1. The only solution is a need for a global agreement to pass several hydrogen standardization legislative policies to make it strict for every country to adhere to certain hydrogen quality, accuracy, and safety measures in general
Public ignorance	1. There was a lot of reluctance to switch to a hydrogen economy among the public. Some of the reasons were their safety measures and comfort with conventional energy sources	1. Social acceptance is required for successfully implementing a hydrogen economy 2. There should be policies based on national as well as state laws for a successful implementation of the hydrogen economy

H_2 will be more energy-efficient and commercially feasible. Hence, a critical outlook on the processes, energy sources, feedstock, and capital cost in millions of USD is stated in Figure 7 [33].

2.2. Economic analysis from a hydrogen storage perspective

The power generating (fuel cell) and hydrogen synthesis unit (electrolyzer) for the hydrogen energy storage system are independent systems with separate costs, which is shown in Equation (1) [7, 77–82].

$$\begin{aligned} Total\ capital\ cost &= Electrolyzer\ cost + Fuel\ cell\ cost \\ &\quad + Hydrogen\ tank\ or\ reservoir\ cost \end{aligned} \tag{1}$$

Suppose a full LCA has to be calculated. In that case, it includes the system's running expenses, such as operation and maintenance (O&M), consumables (such as power), and component replacement costs for parts that do not last the system's lifespan. The annual fee is given in Equation (2) [55].

$$\begin{aligned} &Annual\ cost(\$/KW - yr) \\ &= Capital\ cost + Fixed\ operation\ and\ maintenance\ cost \\ &+ Variable\ operation\ and\ maintenance\ cost + Replacement\ cost \\ &+ Consumable\ cost(fuel\ and\ electricity) \end{aligned} \tag{2}$$

The lifespan of the system and the capital charge rate affect the cost of capital. Previous studies have determined the expenses of fixed and variable O&M. Throughout the plant's life, replacement costs are annualized for capital expenses. Except for CAES, which also uses natural gas, other forms of energy storage solely use electricity as a consumable. Similarly, the annual analysis of the cost to understand the present values of hydrogen storage can also be calculated as shown in Equation (3) [83–86]. The various assumptions taken for

Figure 6
Cost analysis ($/kg) and efficiency of low-carbon hydrogen production technologies to determine the most suitable technology for LCH hydrogen economy

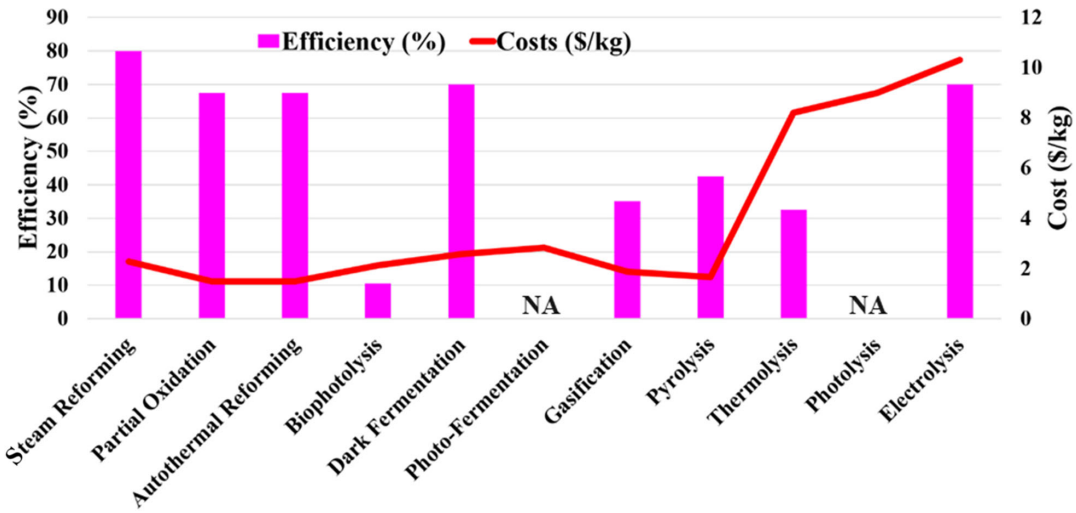

Equation (3) are system lifetime (20 years), capital charge rate (15%), discount rate (10%), and inflation rate (2%).

In Equation (3), PV is taken as a current value, F as future cash flow, n is the number of years, and I is the discount rate. $(1+i)^n$ is denoted as the compound amount factor.

$$PV = F_0/(1+i)^0 + F_1/(1+i)^1 + F_2/(1+i)^2 + F_3/(1+i)^3 + \ldots\ldots + F_n/(1+i) \quad (3)$$

It is essential to know that the equations stated above were taken from the literature to understand the present and future value of hydrogen system costs. Equations (1)–(3) justifications and proof are thoroughly presented in the National Renewable Energy Laboratory Technical Report, 2009 [87].

Figure 8(a) presents the base scenario with current technology and goal technology and the situation of spilt wind (i.e., free charging power) with the present value of expenses for bulk hydrogen systems with 6 h of storage. Figure 8(b) [80] depicts the 20 year current value of these advantages over the present value of expenses hints at a potential market for hydrogen if additive benefits can be realized, affordable charging is made possible, and system costs are within goal ranges.

Up to this point, cost and benefit analyses have been considered on a $/kW basis. Utility companies frequently evaluate energy storage and production technologies, as has been the case for the past 10 years. Estimation based on a $/kWh basis facilitates comparing energy storage solutions. Figure 8(c) [51] illustrates the advantages of renewables integration and capacity credit on a per-kWh basis.

3. Current Policies and Policy Implementations from a Policymaker's Perspective

One of the significant fundamental questions is the necessity and need for energy transition and sustainability policies. The other important aspect is to project a LCH economy with and without policy implementations [88–91]. Policymakers can have a beneficial influence on both the environment and people by putting into practice a successful sustainable policy or project. In addition to enabling businesses to make a difference, this strengthens their value chains, bottom line, and reputation on the national, international, state, and corporate levels. Some of the necessary vital notes that policymakers should use for implementations of LCH production are demonstrated in Table 2 [42, 56, 88, 92–97].

3.1. Policy implementation challenges from a consumer perspective

Several barriers must be overcome to hasten the adoption of hydrogen and fuel cells. Lack of coordination between stakeholders (such as automakers, fuel suppliers, and customers) and technology standards, which might promote economies of scale, is a significant impediment. This is a big challenge since many investments in hydrogen energy systems need a long-term horizon of at least 10–20 years [26, 96]. All these problems raise the risks of long-term investments. Additionally, the absence of explicit and legally enforceable carbon reduction objectives deters prospective investment.

Policies include purchase incentives for low-emission automobiles and CO_2 taxation systems for vehicles (such as registration taxes and ownership taxes). In addition, there are also significant non-financial policies that apply to zero-emission cars, such as the unrestricted use of public parking spaces, the use of bus lanes, and free access to cities' zero-emission zones [98–100]. Furthermore, as fuel cell vehicles (FCVs) are a low-emission vehicle technology and help the automotive sector comply with agreements, stricter fuel efficiency criteria would boost the deployment of FCVs.

Policymakers must provide a solid, long-term policy and regulatory framework that directs the transition to a clean energy economy in all sectors if they want hydrogen to play a significant role in the decarbonization of the energy system. All parties involved in this transformation must work together to coordinate [74, 101, 102]. The advantages of economies and, subsequently, a decrease in the cost of hydrogen technologies would result from the harmonization of standards and safety regulations for hydrogen production and its usage across geographical regions and industries; this harmonization will occur primarily because of safer conduction of research as well as free flow adaptation of the technology for

Figure 7
Comparative cost analysis of various low-carbon hydrogen-producing technologies based on capital cost, energy source, and feedstock. (a) Capital cost for low-carbon hydrogen producing technologies. (b) Energy source and feedstock for low-carbon hydrogen producing technologies

(a)

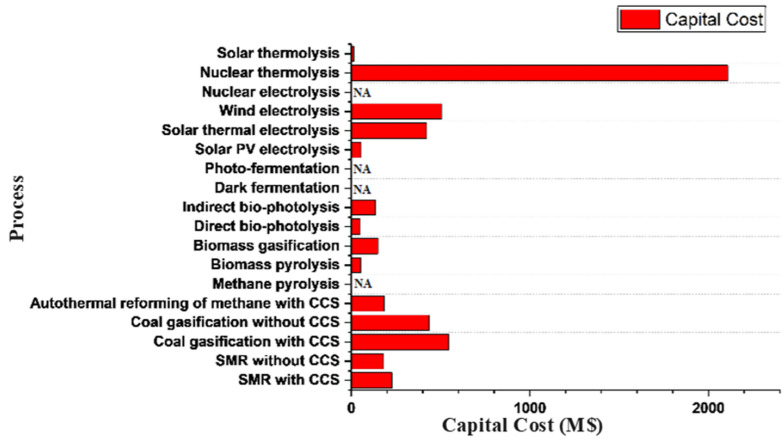

(b)

Process	Energy Source	Feedstock
SMR with CCS	Fossil Fuels	Natural gas
SMR without CCS	Fossil Fuels	Natural gas
Coal gasification with CCS	Fossil Fuels	Coal
Coal gasification without CCS	Fossil Fuels	Coal
Autothermal reforming of methane with CCS	Fossil Fuels	Natural gas
Methane pyrolysis	internal generated steam	Natural gas
Biomass pyrolysis	internal generated steam	Woody biomass
Biomass gasification	internal generated steam	Woody biomass
Direct bio-photolysis	Solar	Water+algae
Indirect bio-photolysis	Solar	Water+algae
Dark fermentation	-	Organic biomass
Photo-fermentation	Solar	Organic biomass
Solar PV electrolysis	Solar	Water
Solar thermal electrolysis	Solar	Water
Wind electrolysis	Wind	Water
Nuclear electrolysis	Nuclear	Water
Nuclear thermolysis	Nuclear	Water
Solar thermolysis	Solar	Water
Photo-electrolysis	Solar	Water

industrialization. The use of hydrogen in the energy system would also be supported by an improvement and adaption of current laws and procedures (such as CO_2 emission restrictions and tariffs) by long-term environmental goals [103–106].

3.2. Policy implementations from a research and development perspective

Industry decarbonization through hydrogen will necessitate establishing a supply chain infrastructure and regulatory mechanisms that encourage hydrogen supply and consumption. Although current initiatives focusing on producing and using renewable energy can be built upon, hydrogen-focused policy tools are required.

National policies include a specific distribution of cash to encourage R&D in academia and business [107–110]. Providing programs are also utilized to create specific hydrogen research centers and programs within centers and provide research project funding. Some frameworks for regulation and certification address the hydrogen sociotechnical system's manufacturing, supply chain, and industrial usage aspects. Regarding the execution of rules, countries have had varying degrees of success in putting policy principles into practice, with many developing nations still in the early stages of building hydrogen policies, as shown in Mexico and Latin America [88, 100, 111, 112].

Despite the absence of national strategies and policy frameworks (roadmaps, action plans), existing regulatory, certification, and standardization policy frameworks have been utilized to guide the creation of technical rules on hydrogen usage in new markets. Therefore, national and sub-national (i.e., regional) regulatory bodies should work to adopt harmonized policy instruments or risk being excluded from accessing international hydrogen markets, regardless of whether a top-down (i.e., national policy-driven) or bottom-up (i.e., industry demand-driven) approach to standards setting is observed, which is also shown in Figure 9 [14, 113–116]. The regulations and standards required for LCH based on a research and development perspective are shown in Table 3 [26, 117–120].

Figure 8
Present and future projections of hydrogen storage system costs. (a) Present value of hydrogen system costs (6 hr–20 yr system). (b) Present value of hydrogen system costs through additional capacity credit value. (c) Present value of hydrogen system cost through renewable integration values and 10% interests

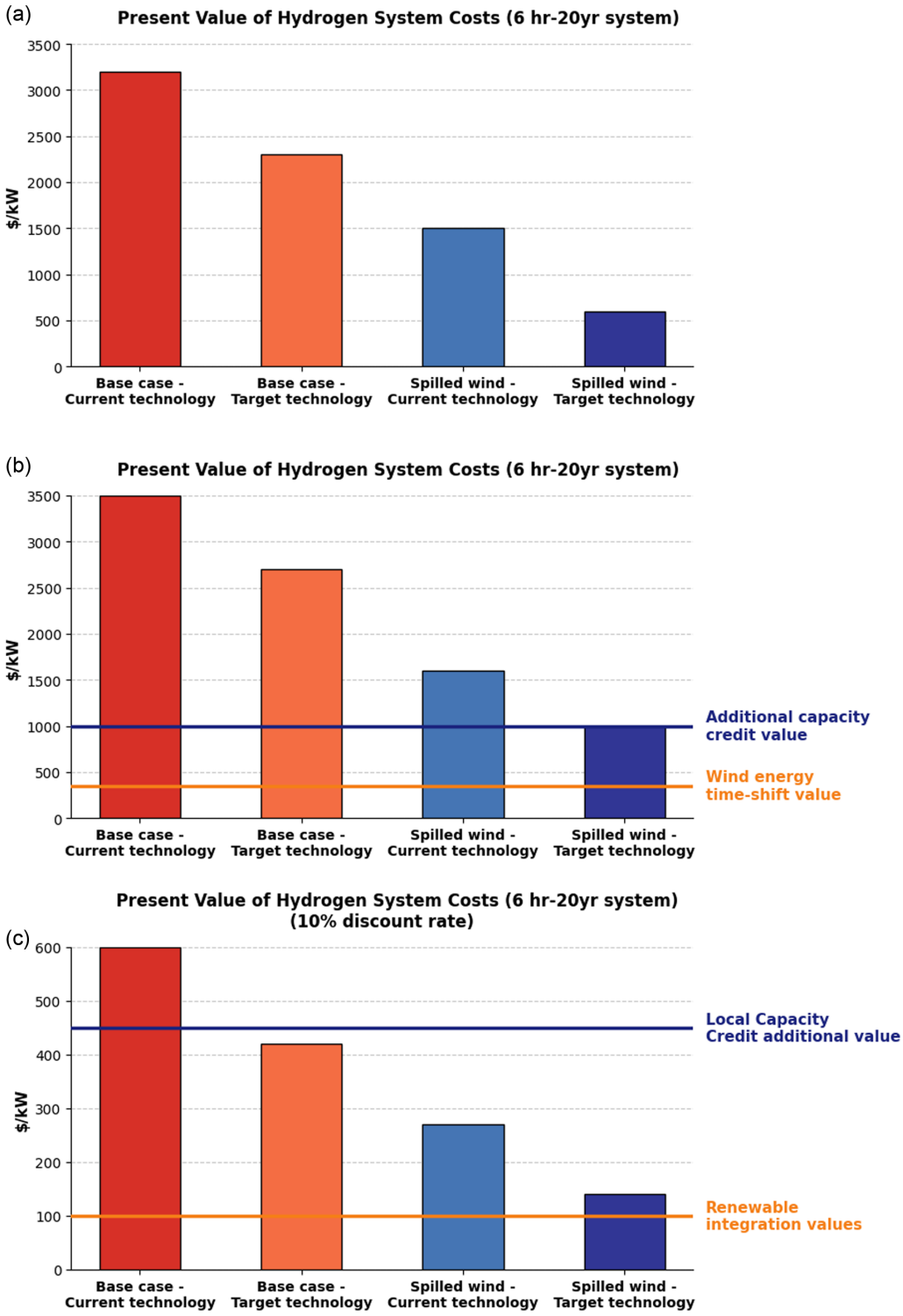

3.3. Roadmap of low-carbon hydrogen policies (LCHP)

LCH, if not the final energy transition tool, requires heavy research and development to industrialize and commercialize it. As discussed earlier, policymaking, implementation, and legislative acceptance are at international, national, and state levels [69, 75]. One of the first policies implemented in the earliest initiations of policies was in 1999 in Denmark, which was based on the hydrogen energy carriers. After that, a significant number of policies have been made on the

Table 2
Necessary keynotes for policy implementations of low-carbon hydrogen production and development changes

Keynote necessities	Descriptions
Hydrogen strategies on state, national, and international levels	Each nation must specify the extent of its vision for hydrogen, determine the degree of assistance needed, and offer a resource on hydrogen development for private financing and investment
Prioritizing of policies	Many different end applications are possible for low-carbon hydrogen economy. The applications that offer the most value should be identified by policymakers and given their attention
Origin scheme guarantees (OSG)	The entire hydrogen life cycle should be taken into account when calculating carbon emissions. Explicit hydrogen and hydrogen-based goods labels must be included in origin schemes to raise customer knowledge and support incentive claims
Support from governments and policy enabling	Policies should address low-carbon hydrogen's incorporation into the larger energy grid as it gains popularity. To maximize the advantages, industry and civil society must be involved
Life cycle assessment (LCA) and low-carbon hydrogen value chain (LCHVC)	Offering sector-by-sector advice on how to develop and put into practice low-carbon hydrogen policies

Figure 9
Top-down bottom-up mission-oriented policy (MOP) framework

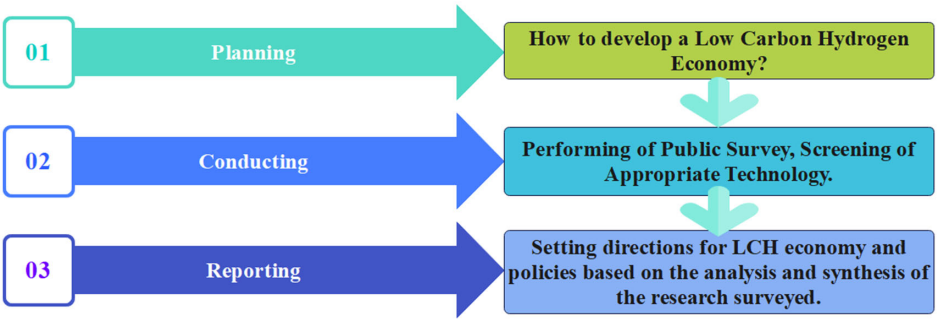

Table 3
Standards and regulations of low-carbon hydrogen economy based on research and development perspective

Regulations and standards	Overview
Carbon dioxide emissions	1. Foundations of current policies on hydrogen are built on existing approaches that aim to reduce industrial CO_2 emissions 2. A lack of solid and well-defined fiscal and financial incentives for the uptake of hydrogen for industrial decarbonization could be overcome by such regulations
Energy and environmental impacts	1. Hydrogen policies that encourage the growth of the larger hydrogen ecosystem rather than those specifically relevant to the industrial use of hydrogen 2. The environmental effects of using hydrogen are typically discussed in policy discussions in various industries
Origin scheme guarantees (OSG)	1. Renewable energy systems currently employ origin scheme guarantees (OSG) to account for lifecycle GHG emissions and allow for geographically segregated production and usage 2. The certification programs have also established process boundaries inside the supply chain for emissions accounting
Low-carbon hydrogen safety, quality and control	1. Safety, quality, and control are three more significant areas where regulatory frameworks for hydrogen are robust 2. International, national, and state standard development organizations (SDO) have thorough rules and standards on current hydrogen applications due to the usage of fossil hydrogen, with end-user safety, process quality assurance, and other environmental effect controls being handled
Economical regulations	1. As producers will only introduce hydrogen (up to the blend allowances) when renewable hydrogen is supportive, market price stabilization for hydrogen blending reduces the price 2. Excess renewable energy may be used to combine a prediction of renewable energy capacity with one of two hydrogen-compatible allocation strategies, either hydrogen storage or network supply

Figure 10
Number of national and global policies implemented in developed and developing countries for low-carbon hydrogen

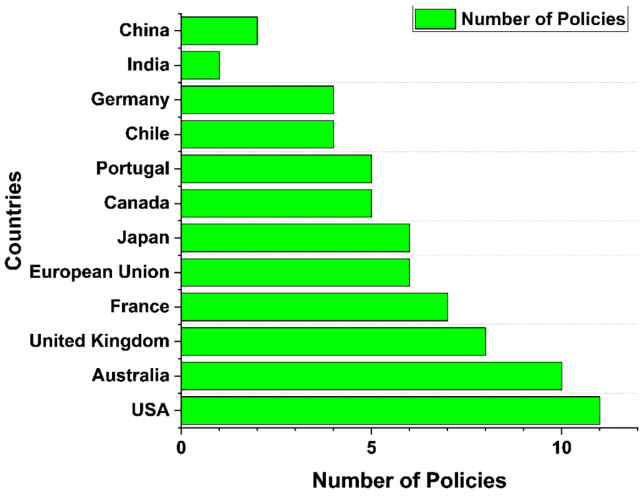

hydrogen economy, which, once analyzed, numbered out to 158, based both on national and sub-national levels.

The areas previously covered by policies implemented included cross-sectoral, transport, buildings, distribution infrastructure, power generation, energy system level, safety management system, industry, legislature, purification, production, etc. Whenever such policies are divided, they are divided into strategy, committee, national law, program, scheme, funding, financial incentive, road tax exemption, innovation strategy, energy strategy, legislative decree, national plan, etc. [33, 34, 67, 69, 70, 73, 74, 76, 98, 100, 104].

To better analyze the LCHP globally, it is crucial to calculate the global and national policies in hydrogen electrolysis technology, hydrogen refueling stations, hydrogen and CO/CO_2-based chemicals, hydrogen, and alternate fuels. Figure 10 [30] shows the LCHP in developed and developing countries.

3.4. Comparative analysis of LCH along with alternative renewables: a global policy perspective

To understand the stance of LCH in front of other alternative renewable energy, it is essential to analyze the national and globalized policies implemented for the energy transition, especially for renewable energy sources [121–125]. Table 4 [126, 127] discusses some successful global policies implemented for renewable energy sources, including LCHP.

The four primary categories of national and international policy concerns vary by nations

1) policy uncertainties and delayed policy responses to the new macroeconomic environment.
2) insufficient investment in grid infrastructure.
3) bureaucratic administrative barriers and permitting procedures and social acceptance issues.
4) insufficient financing in emerging and developing economies. The accelerated case in this paper demonstrates how resolving those issues can boost the growth of renewables by over 21%, putting the world on track to fulfill the global pledge to triple energy production.

Once the successful ongoing global policies under implementation were analyzed, one can draw multiple conclusive remarks:

1) Most ongoing globalized policies toward primary renewable energy sources come from the European Union.
2) From the early 2000s, primary renewable energy sources for which global policies were made usually involved solar, wind, and biofuels.
3) Major LCHP came in the 2020s, after the post-pandemic era, in which most of the current global policies implemented globally are of LCH in the overall renewable energy sources.

Table 4
Comparative analysis of globalized policies toward renewable energy sources

Policy	Country of initiation	Year	Renewable energy sources
RePowerEu	European Union	2022	Low-carbon hydrogen/solar
Australia-Germany hydrogen supply chain	Australia	2021	Low-carbon hydrogen
Israel-US clean energy projects	United States of America	2022	Wind energy
Global bioenergy partnership	United States of America	2006	Bioenergy
Global methane initiative	United States of America	2004	Biomethane
Cross-border energy infrastructure	European Union	2021	Low-carbon hydrogen
UKEF offshore wind deal	United Kingdom	2021	Wind energy
Solar Decathlon	United States of America	2002	Solar
Methane to markets partnership	United Kingdom	2004	Methane
Norway-Sweden green certificate	Norway	2012	Low-carbon hydrogen (for green electricity)
Hydrogen strategy	European Union	2020	Low-carbon hydrogen
Strategy on offshore renewable energy	European Union	2020	Wind
European climate and energy package	European Union	2011	Biofuels
European Union biofuels strategy	European Union	2006	Biofuels
Biofuels energy technology platform	European Union	2006	Biofuels
Solar thermal technology platform	European Union	2006	Solar
Wind energy technology platform	European Union	2006	Wind
Biomass action plan	European Union	2005	Biofuels
European photovoltaic technology platform	European Union	2005	Solar
Directive on biofuels for transport	European Union	2003	Biofuels

Table 5
Current net zero targets toward low-carbon hydrogen from a global perspective

Countries	Net zero target year
Chile	2050
Colombia	2050
Costa Rica	2050
European Union	2050
United Kingdom	2050
Canada	2050
Germany	2045
Nepal	2045
Nigeria	2050–2070
South Korea	2050
Switzerland	2050
Thailand	2065
United States	2050
Viet Nam	2050
Argentina	2050
Australia	2050
China	2060
India	2070
Japan	2050
Kazakhstan	2060
New Zealand	2050
Russian Federation	2060
Saudi Arabia	2060
Singapore	2050
The Gambia	2050
United Arab Emirates	2050
Türkiye	2053
Bhutan	2050
Brazil	2050
Ethiopia	2050
Indonesia	2060
Morocco	2030
Peru	2050
South Africa	2050
Egypt	No Signified target
Iran	No signified target
Kenya	No signified target
Mexico	No signified target
Norway	No signified target
Philippines	No signified target

3.5. Net zero targets toward LCH from a global perspective

Even though different policies, techniques, LCAs, environment impact analysis, sustainable labeling, climate modeling, and techno-economic perspectives could be proposed for several LCH technologies for different industries and countries, it is still essential to analyze the current and recent development of net zero targets for several countries. Table 5 [128] discusses the current net zero targets toward LCH globally.

Well-crafted and ambitious net zero targets are essential to reduce greenhouse gas emissions to net zero by 2050 and 2070. This is required to maintain the 1.5 °C temperature limit set by the Paris Agreement 2015. In the near and medium term, ambitious net zero targets can also guide the implementation of Paris-aligned activities, particularly 2030 carbon reduction goals [25, 94, 95, 128]. Recently, many countries, especially G20 nations, have drafted net zero promises, comprising firm commitments from various stakeholders, such as environmentalists, governments, citizens, industrialists, citizens, and policymakers, to envision the Paris Agreement's targets. Although various initiatives and actions are taken by public and privately funded organizations regarding technological solutions, they seem insufficient to fulfill even 20% of the desired values.

The major technologies adopted by countries through which such emissions could be reduced entailed two factors: CCUS and lowering the current emissions. To lower the emissions, green hydrogen is one of the promising energy alternatives toward a LCH economy and could also play a significant role in targeting the United Nations Sustainable Development Goals and environmental footprint [25, 94].

When the G20 countries—India, China, the United States, Russia, and so on—present their NZEs, it becomes clear that most targets are imprecisely worded and do not yet adhere to best practices for many design components. It will take short-term solid goals and a clear action plan to reach their full potential, becoming one of the exigent challenges of LCH technologies. These assessments aim to comprehensively analyze national net zero targets so that their breadth, structure, and transparency can be understood. Without this kind of examination, there is a chance that claims of net zero that are not adequately supported could become worthless [25].

4. Cost–Benefit Analysis of LCH

A cost–benefit analysis of LCH is necessary to identify affordable and effective environmentally benign hydrogen production technology. The other crucial element is whether or not all factors deciding whether technology is successful are considered. GHG emissions, consumption of raw materials and utilities, waste disposal, and atmospheric emissions support renewable techniques over fossil fuel-based technology [129, 130].

4.1. Strength-weakness-opportunities-threats analysis (SWOT analysis)

To understand the cost–benefit analysis of LCH production, it is also essential to analyze the SWOT analysis of LCH production as described in Figure 11 [75, 116].

Figure 11
SWOT analysis of low-carbon hydrogen production

Figure 12
Step-by-step process of low-carbon hydrogen cost–benefit analysis

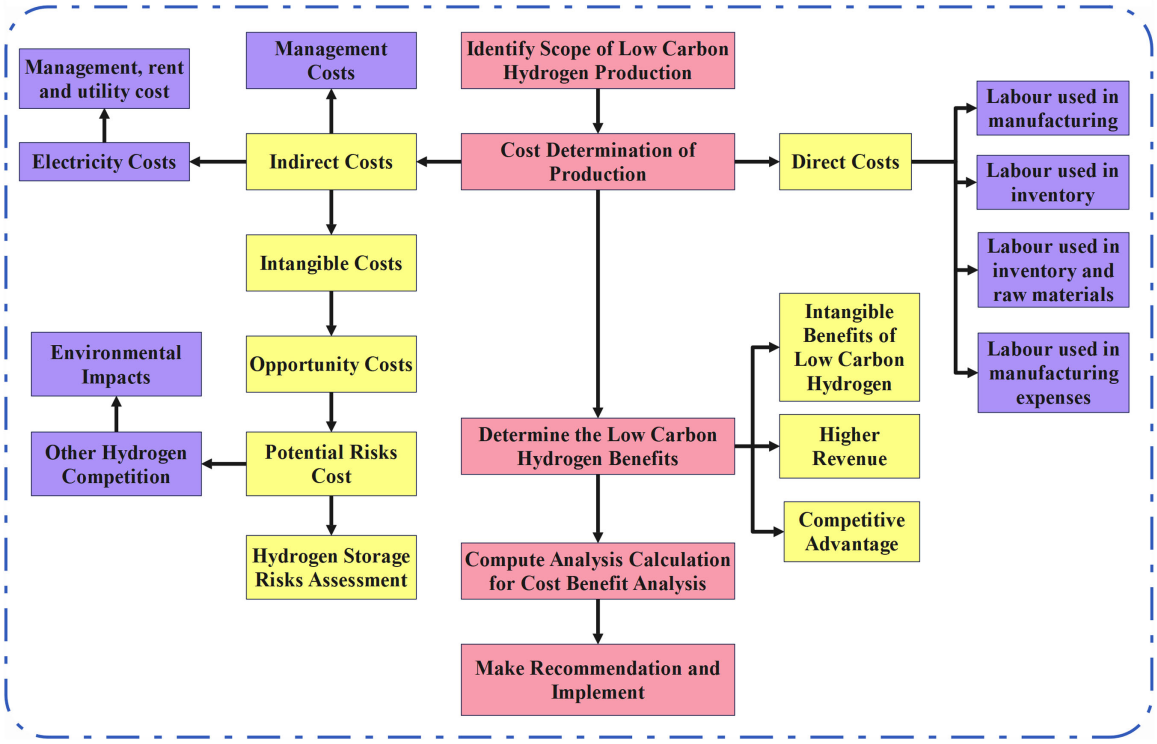

4.2. Cost–benefit analysis of LCH

A cost–benefit analysis systematically evaluates a specific plant or project's economic, technological, and social performance. For cost–benefit analysis in LCH, it is necessary to completely break down the analysis process as shown in Figure 12. The process includes different steps to thoroughly analyze the cost–benefit analysis of LCH which provides for:

1) Identification of scope of LCH production
2) Cost determination of production
3) Determination of LCH benefits
4) Computational analysis of calculations for cost–benefit analysis toward LCH
5) Making recommendations and implementing the analysis in the LCH projects or industrial plants.

A complete in-depth analysis of cost–benefit analysis is shown in supplementary file.

5. Future Perspectives

Even though several new hydrogen-producing, storage, and safety technologies have recently emerged, it is still vital for a complete transition to LCH energy to make it more affordable and efficient. It is also exigent to produce affordable and efficient LCH and safer hydrogen storage technologies for future research. The demand for hydrogen is growing exponentially compared to other renewable energy sources, and to counter such demand, it is necessary to bring more advancements to the LCH economy. Even though technological advances should be made rapidly, it is also essential to implement policies to commercialize the applications of affordable and efficient LCH. In recent times, national strategies have been absent, as well as robust policy frameworks; hence, for a strong hydrogen economy in the future, regulatory bodies must adapt to harmonized policy instruments to commercialize and strengthen the international hydrogen market.

6. Conclusions

The hydrogen economy is the potential future of humankind and the next phase; arguably, the last phase toward energy transition is low-carbon/carbon-less hydrogen energy. Several novelties, challenges, solutions, gaps, and policies were stated in the study, which had conclusive solid points as follows:

1) With less expensive electrolyzers and renewable power, the cost of electrolytic hydrogen will surely decrease. However, in areas with inexpensive fossil fuels and CO_2 storage supplies, CCUS-equipped hydrogen will remain a viable choice.
2) A significant LCA analysis of green and blue hydrogen is necessary, and as shown in the study, green and blue hydrogen should be further differentiated into shades based on their actual emissions caused by respective overall system technologies.
3) There is a significant projection for both CPP and PPP toward the demand for hydrogen in 2030 for transport, buildings, power generation, hydrogen-derived fuels, and hydrogen blending.
4) When the solutions to the current research gaps in the LCH economy were analyzed, it was adamant to see the exigency to work toward scaling up, increasing the TRL, safety concerns, and ignorance shown by the public.
5) Economic analysis from the hydrogen storage perspective showcased the efficiency and affordability of SR, PO_X, and ATR. Still, many research gaps exist in decreasing the cost and increasing the efficiency toward electrolysis of LCH production systems.
6) Current policies needed proper district, state, and national cooperation. For the start of an economy, looking at the

grassroots level first and then moving toward the global level is necessary and highly recommended.

7) The significant research gaps in the current stance of LCH economy were in the economics and cost management, transport and storage infrastructure, hydrogen safety, waste management, and critical technologies. The research found that the most efficient and affordable LCH production technology was PO_X (68% efficiency, 10$/kg) and ATR (66% efficiency, 10$/kg).

Since we are undergoing an energy transition, much research, development, industrialization, and commercialization are left to implement an LCH economy fully. Based on the current scenario, to reach carbon neutrality as an end goal, it is highly important to address the concerns about the current challenges and gaps faced not only in the LCH economy but also in other renewable source technologies and energy transition alternatives.

Acknowledgments

The authors equally acknowledge the Indian Institute of Technology, Madras and University School of Chemical Technology, and Guru Gobind Singh Indraprastha University for providing excellent research facilities and a supportive atmosphere. The authors would also like to acknowledge MOKSH Research and Development for providing them with funding and the related facilities to ease this research.

Ethical Statement

This study does not contain any studies with human or animal subjects performed by any of the authors.

Conflicts of Interest

The authors declare that they have no conflicts of interest to this work.

Data Availability Statement

The data that support the findings of this study are provided as a supplementary file.

Author Contribution Statement

Harshit Mittal: Conceptualization, Methodology, Software, Validation, Investigation, Resources, Data curation, Writing – original draft, Writing – review & editing, Visualization. **Omkar Singh Kushwaha:** Conceptualization, Validation, Formal analysis, Writing – review & editing, Visualization, Supervision, Project administration.

Supplementary Information

Supplementary material is available at https://doi.org/10.47852/bonviewGLCE42021846.

References

[1] Hermesmann, M., & Müller, T. E. (2022). Green, turquoise, blue, or grey? Environmentally friendly hydrogen production in transforming energy systems. *Progress in Energy and Combustion Science*, *90*, 100996. https://doi.org/10.1016/j.pecs.2022.100996

[2] Clark II, W. W., & Rifkin, J. (2006). A green hydrogen economy. *Energy Policy*, *34*(17), 2630–2639. https://doi.org/10.1016/j.enpol.2005.06.024

[3] Liu, W., Wan, Y., Xiong, Y., & Gao, P. (2022). Green hydrogen standard in China: Standard and evaluation of low-carbon hydrogen, clean hydrogen, and renewable hydrogen. *International Journal of Hydrogen Energy*, *47*(58), 24584–24591. https://doi.org/10.1016/j.ijhydene.2021.10.193

[4] Panchenko, V. A., Daus, Y. V., Kovalev, A. A., Yudaev, I. V., & Litti, Y. V. (2023). Prospects for the production of green hydrogen: Review of countries with high potential. *International Journal of Hydrogen Energy*, *48*(12), 4551–4571. https://doi.org/10.1016/j.ijhydene.2022.10.084

[5] Yu, M., Wang, K., & Vredenburg, H. (2021). Insights into low-carbon hydrogen production methods: Green, blue and aqua hydrogen. *International Journal of Hydrogen Energy*, *46*(41), 21261–21273. https://doi.org/10.1016/j.ijhydene.2021.04.016

[6] Veziro, T. N., & Barbir, F. (1992). Hydrogen: The wonder fuel. *International Journal of Hydrogen Energy*, *17*(6), 391–404. https://doi.org/10.1016/0360-3199(92)90183-w

[7] Gao, D., Jiang, D., Liu, P., Li, Z., Hu, S., & Xu, H. (2014). An integrated energy storage system based on hydrogen storage: Process configuration and case studies with wind power. *Energy*, *66*, 332–341. https://doi.org/10.1016/j.energy.2014.01.095

[8] Ghorbani, B., Zendehboudi, S., & Afrouzi, Z. A. (2023). Multi-objective optimization of an innovative integrated system for production and storage of hydrogen with net-zero carbon emissions. *Energy Conversion and Management*, *276*, 116506. https://doi.org/10.1016/j.enconman.2022.116506

[9] Mehrpooya, M., Sharifzadeh, M. M. M., Rajabi, M., Aghbashlo, M., Tabatabai, M., Hosseinpour, S., & Ramakrishna, S. (2017). Design of an integrated process for simultaneous chemical looping hydrogen production and electricity generation with CO_2 capture. *International Journal of Hydrogen Energy*, *42*(12), 8486–8496. https://doi.org/10.1016/j.ijhydene.2016.12.093

[10] Modestino, M. A., & Haussener, S. (2015). An integrated device view on photo-electrochemical solar-hydrogen generation. *Annual Review of Chemical and Biomolecular Engineering*, *6*, 13–34. https://doi.org/10.1146/annurev-chembioeng-061114-123357

[11] Schrotenboer, A. H., Veenstra, A. A. T., uit het Broek, M. A. J., & Ursavas, E. (2022). A green hydrogen energy system: Optimal control strategies for integrated hydrogen storage and power generation with wind energy. *Renewable and Sustainable Energy Reviews*, *168*, 112744. https://doi.org/10.1016/j.rser.2022.112744

[12] Zohrabian, A., Majoumerd, M. M., Soltanieh, M., & Sattari, S. (2016). Techno-economic evaluation of an integrated hydrogen and power co-generation system with CO_2 capture. *International Journal of Greenhouse Gas Control*, *44*, 94–103. https://doi.org/10.1016/j.ijggc.2015.11.004

[13] Pleshivtseva, Y., Derevyanov, M., Pimenov, A., & Rapoport, A. (2023). Comparative analysis of global trends in low carbon hydrogen production towards the decarbonization pathway. *International Journal of Hydrogen Energy*, *48*(83), 32191–32240. https://doi.org/10.1016/j.ijhydene.2023.04.264

[14] Ajanovic, A., Sayer, M., & Haas, R. (2022). The economics and the environmental benignity of different colors of hydrogen. *International Journal of Hydrogen Energy*, *47*(57), 24136–24154. https://doi.org/10.1016/j.ijhydene.2022.02.094

[15] Blaabjerg, F., Liserre, M., & Ma, K. (2012). Power electronics converters for wind turbine systems. *IEEE Transactions on Industry Applications*, *48*(2), 708–719. https://doi.org/10.1109/TIA.2011.2181290

[16] Blaabjerg, F., & Ma, K. (2013). Future on power electronics for wind turbine systems. *IEEE Journal of Emerging and Selected Topics in Power Electronics*, *1*(3), 139–152. https://doi.org/10.1109/JESTPE.2013.2275978

[17] Chen, Z., Guerrero, J. M., & Blaabjerg, F. (2009). A review of the state of the art of power electronics for wind turbines. *IEEE Transactions on Power Electronics*, *24*(8), 1859–1875. https://doi.org/10.1109/TPEL.2009.2017082

[18] Hansen, A. D. (2012). Generators and power electronics for wind turbines. In T. Ackermann (Ed.), *Wind power in power systems* (2nd ed., pp. 73–103). Wiley. https://doi.org/10.1002/9781119941842.ch5

[19] Mazumder, M., Horenstein, M. N., Stark, J. W., Girouard, P., Sumner, R., Henderson, B., . . . , & Sharma, R. (2013). Characterization of electrodynamic screen performance for dust removal from solar panels and solar hydrogen generators. *IEEE Transactions on Industry Applications*, *49*(4), 1793–1800. https://doi.org/10.1109/TIA.2013.2258391

[20] Rodriguez, C. A., Modestino, M. A., Psaltis, D., & Moser, C. (2014). Design and cost considerations for practical solar-hydrogen generators. *Energy & Environmental Science*, *7*(12), 3828–3835. https://doi.org/10.1039/C4EE01453G

[21] Singh, R. P., & Kushwaha, O. S. (2013). Polymer solar cells: An overview. *Macromolecular Symposia*, *327*(1), 128–149. https://doi.org/10.1002/masy.201350516

[22] Singh, R. P., & Kushwaha, O. S. (2017). Progress towards efficiency of polymer solar cells. *Advanced Materials Letters*, *8*(1), 2–7. https://doi.org/10.5185/amlett.2017.7005

[23] Walter, M. G., Warren, E. L., McKone, J. R., Boettcher, S. W., Mi, Q., Santori, E. A., & Lewis, N. S. (2010). Solar water splitting cells. *Chemical Reviews*, *110*(11), 6446–6473. https://doi.org/10.1021/cr1002326

[24] Mittal, H., & Kushwaha, O. S. (2024). Machine learning in commercialized coatings. In R. K. Arya, G. D. Verros, & J. P. Davim (Eds.), *Functional coatings: Innovations and challenges* (pp. 450–474). Wiley. https://doi.org/10.1002/9781394207305.ch17

[25] Mittal, H., Verma, S., Bansal, A., & Kushwaha, O. S. (2024). *Low-carbon hydrogen economy perspective and net zero-energy transition through proton exchange membrane electrolysis cells (PEMECs), anion exchange membranes (AEMs) and wind for green hydrogen generation*. Qeios. https://doi.org/10.32388/9V7LLC.

[26] Chu, K. H., Lim, J., Mang, J. S., & Hwang, M.-H. (2022). Evaluation of strategic directions for supply and demand of green hydrogen in South Korea. *International Journal of Hydrogen Energy*, *47*(3), 1409–1424. https://doi.org/10.1016/j.ijhydene.2021.10.107

[27] da Silva Veras, T., Mozer, T. S., da Costa Rubim Messeder dos Santos, D., & da Silva César, A. (2017). Hydrogen: Trends, production and characterization of the main process worldwide. *International Journal of Hydrogen Energy*, *42*(4), 2018–2033. https://doi.org/10.1016/j.ijhydene.2016.08.219

[28] Hawkes, F. R., Dinsdale, R., Hawkes, D. L., & Hussy, I. (2002). Sustainable fermentative hydrogen production: Challenges for process optimisation. *International Journal of Hydrogen Energy*, *27*(11–12), 1339–1347. https://doi.org/10.1016/S0360-3199(02)00090-3

[29] Maestre, V. M., Ortiz, A., & Ortiz, I. (2021). Challenges and prospects of renewable hydrogen-based strategies for full decarbonization of stationary power applications. *Renewable and Sustainable Energy Reviews*, *152*, 111628. https://doi.org/10.1016/j.rser.2021.111628

[30] International Energy Agency. (2022). *Global hydrogen review 2022*. https://www.iea.org/reports/global-hydrogen-review-2022

[31] Liang, Y., Kleijn, R., & van der Voet, E. (2023). Increase in demand for critical materials under IEA Net-Zero emission by 2050 scenario. *Applied Energy*, *346*, 121400. https://doi.org/10.1016/j.apenergy.2023.121400

[32] Trinh, H.H. (2023). Energy Technology RD&D Budgets, Environmental Sustainability, and Energy Transition: A Review of Emerging Trends, Policies, and Pathways. In M. Fathi, E. Zio, & P.M. Pardalos (Eds.), *Handbook of Smart Energy Systems* (pp. 1–23). https://doi.org/10.1007/978-3-030-72322-4_186-1.

[33] Akhtar, M. S., Khan, H., Liu, J. J., & Na, J. (2023). Green hydrogen and sustainable development–A social LCA perspective highlighting social hotspots and geopolitical implications of the future hydrogen economy. *Journal of Cleaner Production*, *395*, 136438. https://doi.org/10.1016/j.jclepro.2023.136438

[34] Dillman, K., & Heinonen, J. (2023). Towards a safe hydrogen economy: An absolute climate sustainability assessment of hydrogen production. *Climate*, *11*(1), 25. https://doi.org/10.3390/cli11010025

[35] Olateju, B., & Kumar, A. (2013). Techno-economic assessment of hydrogen production from underground coal gasification (UCG) in Western Canada with carbon capture and sequestration (CCS) for upgrading bitumen from oil sands. *Applied Energy*, *111*, 428–440. https://doi.org/10.1016/j.apenergy.2013.05.014

[36] Sung, Y., Moon, C., Eom, S., Choi, G., & Kim, D. (2016). Coal-particle size effects on NO reduction and burnout characteristics with air-staged combustion in a pulverized coal-fired furnace. *Fuel*, *182*, 558–567. https://doi.org/10.1016/j.fuel.2016.05.122

[37] Yang, Q., Chu, G., Zhang, L., Zhang, D., & Yu, J. (2022). Pathways toward carbon-neutral coal to ethylene glycol processes by integrating with different renewable energy-based hydrogen production technologies. *Energy Conversion and Management*, *258*, 115529. https://doi.org/10.1016/j.enconman.2022.115529

[38] Yadav, S., & Mondal, S. S. (2020). Numerical investigation of the influence of operating parameters on NOx emission characteristics under oxy-coal combustion atmosphere in a tubular combustor. *International Communications in Heat and Mass Transfer*, *119*, 104915. https://doi.org/10.1016/j.icheatmasstransfer.2020.104915

[39] AbouSeada, N., & Hatem, T. M. (2022). Climate action: Prospects of green hydrogen in Africa. *Energy Reports*, *8*, 3873–3890. https://doi.org/10.1016/j.egyr.2022.02.225

[40] Bossel, U., Eliasson, B., & Taylor, G. (2003). The future of the hydrogen economy: Bright or bleak? *Cogeneration and*

Distributed Generation Journal, *18*(3), 29–70. https://doi.org/10.1080/15453660309509023

[41] Eh, C. L. M., Tiong, A. N. T., Kansedo, J., Lim, C. H., How, B. S., & Ng, W. P. Q. (2022). Circular hydrogen economy and its challenges. *Chemical Engineering Transactions*, *94*, 1273–1278. https://doi.org/10.3303/CET2294212

[42] Falcone, P. M., Hiete, M., & Sapio, A. (2021). Hydrogen economy and sustainable development goals: Review and policy insights. *Current Opinion in Green and Sustainable Chemistry*, *31*, 100506. https://doi.org/10.1016/j.cogsc.2021.100506

[43] Faye, O., Szpunar, J., & Eduok, U. (2022). A critical review on the current technologies for the generation, storage, and transportation of hydrogen. *International Journal of Hydrogen Energy*, *47*(29), 13771–13802. https://doi.org/10.1016/j.ijhydene.2022.02.112

[44] Kumar, S. S., & Himabindu, V. (2019). Hydrogen production by PEM water electrolysis–A review. *Materials Science for Energy Technologies*, *2*(3), 442–454. https://doi.org/10.1016/j.mset.2019.03.002

[45] Lebrouhi, B. E., Djoupo, J. J., Lamrani, B., Benabdelaziz, K., & Kousksou, T. (2022). Global hydrogen development-A technological and geopolitical overview. *International Journal of Hydrogen Energy*, *47*(11), 7016–7048. https://doi.org/10.1016/j.ijhydene.2021.12.076

[46] Ren, X., Dong, L., Xu, D., & Hu, B. (2020). Challenges towards hydrogen economy in China. *International Journal of Hydrogen Energy*, *45*(59), 34326–34345. https://doi.org/10.1016/j.ijhydene.2020.01.163

[47] Tseng, P., Lee, J., & Friley, P. (2005). A hydrogen economy: Opportunities and challenges. *Energy*, *30*(14), 2703–2720. https://doi.org/10.1016/j.energy.2004.07.015

[48] Benalcazar, P., & Komorowska, A. (2022). Prospects of green hydrogen in Poland: A techno-economic analysis using a Monte Carlo approach. *International Journal of Hydrogen Energy*, *47*(9), 5779–5796. https://doi.org/10.1016/j.ijhydene.2021.12.001

[49] BloombergNEF. (2020). *Hydrogen economy outlook: Key messages*. https://data.bloomberglp.com/professional/sites/24/BNEF-Hydrogen-Economy-Outlook-Key-Messages-30-Mar-2020.pdf

[50] Bockris, J. O. M. (2013). The hydrogen economy: Its history. *International Journal of Hydrogen Energy*, *38*(6), 2579–2588. https://doi.org/10.1016/j.ijhydene.2012.12.026

[51] Liu, W., Sun, L., Li, Z., Fujii, M., Geng, Y., Dong, L., & Fujita, T. (2020). Trends and future challenges in hydrogen production and storage research. *Environmental Science and Pollution Research*, *27*(25), 31092–31104. https://doi.org/10.1007/s11356-020-09470-0

[52] Manna, J., Jha, P., Sarkhel, R., Banerjee, C., Tripathi, A. K., & Nouni, M. R. (2021). Opportunities for green hydrogen production in petroleum refining and ammonia synthesis industries in India. *International Journal of Hydrogen Energy*, *46*(77), 38212–38231. https://doi.org/10.1016/j.ijhydene.2021.09.064

[53] Timmerberg, S., & Kaltschmitt, M. (2019). Hydrogen from renewables: Supply from North Africa to Central Europe as blend in existing pipelines–Potentials and costs. *Applied Energy*, *237*, 795–809. https://doi.org/10.1016/j.apenergy.2019.01.030

[54] Yue, M., Lambert, H., Pahon, E., Roche, R., Jemei, S., & Hissel, D. (2021). Hydrogen energy systems: A critical review of technologies, applications, trends and challenges. *Renewable and Sustainable Energy Reviews*, *146*, 111180. https://doi.org/10.1016/j.rser.2021.111180

[55] Abe, J. O., Popoola, A. P. I., Ajenifuja, E., & Popoola, O. M. (2019). Hydrogen energy, economy and storage: Review and recommendation. *International Journal of Hydrogen Energy*, *44*(29), 15072–15086. https://doi.org/10.1016/j.ijhydene.2019.04.068

[56] Demirbas, A. (2017). Future hydrogen economy and policy. *Energy Sources, Part B: Economics, Planning, and Policy*, *12*(2), 172–181. https://doi.org/10.1080/15567249.2014.950394

[57] Gondal, I. A., Masood, S. A., & Khan, R. (2018). Green hydrogen production potential for developing a hydrogen economy in Pakistan. *International Journal of Hydrogen Energy*, *43*(12), 6011–6039. https://doi.org/10.1016/j.ijhydene.2018.01.113

[58] Lee, D.-H., & Lee, D.-J. (2008). Biofuel economy and hydrogen competition. *Energy & Fuels*, *22*(1), 177–181. https://doi.org/10.1021/ef700288e

[59] Mah, A. X. Y., Ho, W. S., Bong, C. P. C., Hassim, M. H., Liew, P. Y., Asli, U. A., . . . , & Chemmangattuvalappil, N. G. (2019). Review of hydrogen economy in Malaysia and its way forward. *International Journal of Hydrogen Energy*, *44*(12), 5661–5675. https://doi.org/10.1016/j.ijhydene.2019.01.077

[60] Milani, D., Kiani, A., & McNaughton, R. (2020). Renewable-powered hydrogen economy from Australia's perspective. *International Journal of Hydrogen Energy*, *45*(46), 24125–24145. https://doi.org/10.1016/j.ijhydene.2020.06.041

[61] Oliveira, A. M., Beswick, R. R., & Yan, Y. (2021). A green hydrogen economy for a renewable energy society. *Current Opinion in Chemical Engineering*, *33*, 100701. https://doi.org/10.1016/j.coche.2021.100701

[62] Ali Akbari, R., Ghasemi, M. H., Neekzad, N., Kowsari, E., Ramakrishna, S., Mehrali, M., & Marfavi, Y. (2021). High value add bio-based low-carbon materials: Conversion processes and circular economy. *Journal of Cleaner Production*, *293*, 126101. https://doi.org/10.1016/j.jclepro.2021.126101

[63] Carter, A. P. (1970). *Structural change in the American economy*. Harvard University Press. https://doi.org/10.4159/harvard.9780674493629.

[64] Demirbas, A. (2008). Biofuels sources, biofuel policy, biofuel economy and global biofuel projections. *Energy Conversion and Management*, *49*(8), 2106–2116. https://doi.org/10.1016/j.enconman.2008.02.020

[65] Hasan, M., Abedin, M. Z., Amin, M. B., Nekmahmud, M., & Oláh, J. (2023). Sustainable biofuel economy: A mapping through bibliometric research. *Journal of Environmental Management*, *336*, 117644. https://doi.org/10.1016/j.jenvman.2023.117644

[66] Sherif, S. A., Barbir, F., & Veziroglu, T. N. (2005). Wind energy and the hydrogen economy—Review of the technology. *Solar Energy*, *78*(5), 647–660. https://doi.org/10.1016/j.solener.2005.01.002

[67] Beasy, K., Emery, S., Pryor, K., & Vo, T. A. (2023). Skilling the green hydrogen economy: A case study from Australia. *International Journal of Hydrogen Energy*, *48*(52), 19811–19820. https://doi.org/10.1016/j.ijhydene.2023.02.061

[68] Green, F., & Stern, N. (2017). China's changing economy: Implications for its carbon dioxide emissions. *Climate Policy*, *17*(4), 423–442. https://doi.org/10.1080/14693062.2016.1156515

[69] Kar, S. K., Sinha, A. S. K., Bansal, R., Shabani, B., & Harichandan, S. (2023). Overview of hydrogen economy in Australia. *WIREs Energy and Environment*, *12*(1), e457. https://doi.org/10.1002/wene.457

[70] Chew, Y. E., Cheng, X. H., Loy, A. C. M., How, B. S., & Andiappan, V. (2023). Beyond the colours of hydrogen: Opportunities for process systems engineering in hydrogen economy. *Process Integration and Optimization for Sustainability*, *7*(4), 941–950. https://doi.org/10.1007/s41660-023-00324-z

[71] Ferahtia, S., Rezk, H., Ghoniem, R. M., Fathy, A., Alkanhel, R., & Ghonem, M. M. (2023). Optimal energy management for hydrogen economy in a hybrid electric vehicle. *Sustainability*, *15*(4), 3267. https://doi.org/10.3390/su15043267

[72] Posso, F., Pulido, A., & Acevedo-Páez, J. C. (2023). Towards the hydrogen economy: Estimation of green hydrogen production potential and the impact of its uses in Ecuador as a case study. *International Journal of Hydrogen Energy*, *48*(32), 11922–11942. https://doi.org/10.1016/j.ijhydene.2022.05.128

[73] Tetteh, D. A., & Salehi, S. (2023). The blue hydrogen economy: A promising option for the near-to-mid-term energy transition. *Journal of Energy Resources Technology*, *145*(4), 042701. https://doi.org/10.1115/1.4055205

[74] Hong, S., Kim, E., & Jeong, S. (2023). Evaluating the sustainability of the hydrogen economy using multi-criteria decision-making analysis in Korea. *Renewable Energy*, *204*, 485–492. https://doi.org/10.1016/j.renene.2023.01.037

[75] Khan, M. I., & Al-Ghamdi, S. G. (2023). Hydrogen economy for sustainable development in GCC countries: A SWOT analysis considering current situation, challenges, and prospects. *International Journal of Hydrogen Energy*, *48*(28), 10315–10344. https://doi.org/10.1016/j.ijhydene.2022.12.033

[76] Zhuang, W., Pan, G., Gu, W., Zhou, S., Hu, Q., Gu, Z., . . . , & Qiu, H. (2023). Hydrogen economy driven by offshore wind in regional comprehensive economic partnership members. *Energy & Environmental Science*, *16*(5), 2014–2029. https://doi.org/10.1039/D2EE02332F

[77] Furukawa, H., & Yaghi, O. M. (2009). Storage of hydrogen, methane, and carbon dioxide in highly porous covalent organic frameworks for clean energy applications. *Journal of the American Chemical Society*, *131*(25), 8875–8883. https://doi.org/10.1021/ja9015765

[78] Lowesmith, B. J., Hankinson, G., & Chynoweth, S. (2014). Safety issues of the liquefaction, storage and transportation of liquid hydrogen: An analysis of incidents and HAZIDS. *International Journal of Hydrogen Energy*, *39*(35), 20516–20521. https://doi.org/10.1016/j.ijhydene.2014.08.002

[79] Sazelee, N. A., & Ismail, M. (2021). Recent advances in catalyst-enhanced $LiAlH_4$ for solid-state hydrogen storage: A review. *International Journal of Hydrogen Energy*, *46*(13), 9123–9141. https://doi.org/10.1016/j.ijhydene.2020.12.208

[80] Tarkowski, R. (2019). Underground hydrogen storage: Characteristics and prospects. *Renewable and Sustainable Energy Reviews*, *105*, 86–94. https://doi.org/10.1016/j.rser.2019.01.051

[81] Zhao, Y., Gong, M., Zhou, Y., Dong, X., & Shen, J. (2019). Thermodynamics analysis of hydrogen storage based on compressed gaseous hydrogen, liquid hydrogen and cryo-compressed hydrogen. *International Journal of Hydrogen Energy*, *44*(31), 16833–16840. https://doi.org/10.1016/j.ijhydene.2019.04.207

[82] Zhang, Y., Tian, Q. F., Liu, S. S., & Sun, L. X. (2008). The destabilization mechanism and de/re-hydrogenation kinetics of MgH_2–$LiAlH_4$ hydrogen storage system. *Journal of Power Sources*, *185*(2), 1514–1518. https://doi.org/10.1016/j.jpowsour.2008.09.054

[83] Bailera, M., Kezibri, N., Romeo, L. M., Espatolero, S., Lisbona, P., & Bouallou, C. (2017). Future applications of hydrogen production and CO_2 utilization for energy storage: Hybrid Power to Gas-Oxycombustion power plants. *International Journal of Hydrogen Energy*, *42*(19), 13625–13632. https://doi.org/10.1016/j.ijhydene.2017.02.123

[84] Bradhurst, D. H., Heuer, P. M., & Stolarski, G. Z. A. (1983). Hydrogen production and storage using titanium electrodes and metal hydrides. *International Journal of Hydrogen Energy*, *8*(2), 85–90. https://doi.org/10.1016/0360-3199(83)90090-3

[85] Orimo, S., Nakamori, Y., Eliseo, J. R., Züttel, A., & Jensen, C. M. (2007). Complex hydrides for hydrogen storage. *Chemical Reviews*, *107*(10), 4111–4132. https://doi.org/10.1021/cr0501846

[86] Züttel, A. (2004). Hydrogen storage methods. *Naturwissenschaften*, *91*(4), 157–172. https://doi.org/10.1007/s00114-004-0516-x

[87] Steward, D, Saur, G, Penev, M, & Ramsden, T. (2009). *Lifecycle cost analysis of hydrogen versus other technologies for electrical energy storage* (Report No. NREL/TP-560-46719). National Renewable Energy Laboratory. https://doi.org/10.2172/968186

[88] Velazquez Abad, A., & Dodds, P. E. (2020). Green hydrogen characterisation initiatives: Definitions, standards, guarantees of origin, and challenges. *Energy Policy*, *138*, 111300. https://doi.org/10.1016/j.enpol.2020.111300

[89] Griffiths, S., Sovacool, B. K., Kim, J., Bazilian, M., & Uratani, J. M. (2021). Industrial decarbonization via hydrogen: A critical and systematic review of developments, socio-technical systems and policy options. *Energy Research & Social Science*, *80*, 102208. https://doi.org/10.1016/j.erss.2021.102208

[90] Li, Y., & Taghizadeh-Hesary, F. (2022). The economic feasibility of green hydrogen and fuel cell electric vehicles for road transport in China. *Energy Policy*, *160*, 112703. https://doi.org/10.1016/j.enpol.2021.112703

[91] Yang, L., Wang, S., Zhang, Z., Lin, K., & Zheng, M. (2023). Current development status, policy support and promotion path of China's green hydrogen industries under the target of carbon emission peaking and carbon neutrality. *Sustainability*, *15*(13), 10118. https://doi.org/10.3390/su151310118

[92] Carlsson, B., & Jacobsson, S. (1997). In search of useful public policies—Key lessons and issues for policy makers. In B. Carlsson (Ed.), *Technological systems and industrial dynamics* (pp. 299–315). Springer. https://doi.org/10.1007/978-1-4615-6133-0_11

[93] Falkner, R. (2016). The Paris agreement and the new logic of international climate politics. *International Affairs*, *92*(5), 1107–1125. https://doi.org/10.1111/1468-2346.12708

[94] Horowitz, C. A. (2016). Paris agreement. *International Legal Materials*, *55*(4), 740–755. https://doi.org/10.1017/S0020782900004253

[95] Savaresi, A. (2016). The Paris agreement: A new beginning? *Journal of Energy & Natural Resources Law*, *34*(1), 16–26. https://doi.org/10.1080/02646811.2016.1133983

[96] Yun, J., Trinh, N. V., & Yu, S. (2021). Performance improvement of methanol steam reforming system with auxiliary heat recovery units. *International Journal of Hydrogen Energy*, *46*(49), 25284–25293. https://doi.org/10.1016/j.ijhydene.2021.05.032

[97] Zetterberg, L., Wråke, M., Sterner, T., Fischer, C., & Burtraw, D. (2012). Short-run allocation of emissions allowances and long-term goals for climate policy. *Ambio*, *41*, 23–32. https://doi.org/10.1007/s13280-011-0238-1

[98] Azni, M. A., Khalid, R. M., Hasran, U. A., & Kamarudin, S. K. (2023). Review of the effects of fossil fuels and the need for a hydrogen fuel cell policy in Malaysia. *Sustainability*, *15*(5), 4033. https://doi.org/10.3390/su15054033

[99] Hassan, Q., Sameen, A. Z., Salman, H. M., & Jaszczur, M. (2023). A roadmap with strategic policy toward green hydrogen production: The case of Iraq. *Sustainability*, *15*(6), 5258. https://doi.org/10.3390/su15065258

[100] Liu, J., Chen, T., & Hu, B. (2023). Consumer acceptance under hydrogen energy promotion policy: Evidence from Yangtze River Delta. *International Journal of Hydrogen Energy*, *48*(30), 11104–11112. https://doi.org/10.1016/j.ijhydene.2022.07.081

[101] Ballo, A., Valentin, K. K., Korgo, B., Ogunjobi, K. O., Agbo, S. N., Kone, D., & Savadogo, M. (2022). Law and policy review on green hydrogen potential in ECOWAS countries. *Energies*, *15*(7), 2304. https://doi.org/10.3390/en15072304

[102] Kamshybayeva, G. K., Kossalbayev, B. D., Sadvakasova, A. K., Kakimova, A. B., Bauenova, M. O., Zayadan, B. K., . . . , & Allakhverdiev, S. I. (2024). Genetic engineering contribution to developing cyanobacteria-based hydrogen energy to reduce carbon emissions and establish a hydrogen economy. *International Journal of Hydrogen Energy*, *54*, 491–511. https://doi.org/10.1016/j.ijhydene.2022.12.342

[103] Adhikari, R. S., Aste, N., & Manfren, M. (2012). Multi-commodity network flow models for dynamic energy management–Smart Grid applications. *Energy Procedia*, *14*, 1374–1379. https://doi.org/10.1016/j.egypro.2011.12.1104

[104] Beasy, K., Lodewyckx, S., & Mattila, P. (2023). Industry perceptions and community perspectives on advancing a hydrogen economy in Australia. *International Journal of Hydrogen Energy*, *48*(23), 8386–8397. https://doi.org/10.1016/j.ijhydene.2022.11.230

[105] Danov, S., Carbonell, J., Cipriano, J., & Martí-Herrero, J. (2013). Approaches to evaluate building energy performance from daily consumption data considering dynamic and solar gain effects. *Energy and Buildings*, *57*, 110–118. https://doi.org/10.1016/j.enbuild.2012.10.050

[106] Lund, H., & Mathiesen, B. V. (2009). Energy system analysis of 100% renewable energy systems—The case of Denmark in years 2030 and 2050. *Energy*, *34*(5), 524–531. https://doi.org/10.1016/j.energy.2008.04.003

[107] Barelli, L., Bidini, G., Gallorini, F., & Servili, S. (2008). Hydrogen production through sorption-enhanced steam methane reforming and membrane technology: A review. *Energy*, *33*(4), 554–570. https://doi.org/10.1016/j.energy.2007.10.018

[108] Bauwens, G., & Roels, S. (2014). Co-heating test: A state-of-the-art. *Energy and Buildings*, *82*, 163–172. https://doi.org/10.1016/j.enbuild.2014.04.039

[109] Battisti, A., & Tucci, F. (2014). Technological energy and environmental refurbishment of historical Italian libraries. *TECHNE - Journal of Technology for Architecture and Environment*. (8), 90–108. https://doi.org/10.13128/techne-15064

[110] Ćosić, B., Krajačić, G., & Duić, N. (2012). A 100% renewable energy system in the year 2050: The case of Macedonia. *Energy*, *48*(1), 80–87. https://doi.org/10.1016/j.energy.2012.06.078

[111] Jiang, K., Ashworth, P., Zhang, S., Liang, X., Sun, Y., & Angus, D. (2020). China's carbon capture, utilization and storage (CCUS) policy: A critical review. *Renewable and Sustainable Energy Reviews*, *119*, 109601. https://doi.org/10.1016/j.rser.2019.109601

[112] Rose, A. (1990). Reducing conflict in global warming policy: The potential of equity as a unifying principle. *Energy Policy*, *18*(10), 927–935. https://doi.org/10.1016/0301-4215(90)90127-p

[113] Dillman, K. J., & Heinonen, J. (2022). A 'just' hydrogen economy: A normative energy justice assessment of the hydrogen economy. *Renewable and Sustainable Energy Reviews*, *167*, 112648. https://doi.org/10.1016/j.rser.2022.112648

[114] Krozer, Y. (2019). Financing of the global shift to renewable energy and energy efficiency. *Green Finance*, *1*(3), 264–278. https://doi.org/10.3934/GF.2019.3.264

[115] Park, C., Lim, S., Shin, J., & Lee, C.-Y. (2022). How much hydrogen should be supplied in the transportation market? Focusing on hydrogen fuel cell vehicle demand in South Korea: Hydrogen demand and fuel cell vehicles in South Korea. *Technological Forecasting and Social Change*, *181*, 121750. https://doi.org/10.1016/j.techfore.2022.121750

[116] Rahimirad, Z., & Sadabadi, A. A. (2023). Green hydrogen technology development and usage policymaking in Iran using SWOT analysis and MCDM methods. *International Journal of Hydrogen Energy*, *48*(40), 15179–15194. https://doi.org/10.1016/j.ijhydene.2023.01.035

[117] Li, Y., Shi, X., & Phoumin, H. (2022). A strategic roadmap for large-scale green hydrogen demonstration and commercialisation in China: A review and survey analysis. *International Journal of Hydrogen Energy*, *47*(58), 24592–24609. https://doi.org/10.1016/j.ijhydene.2021.10.077

[118] Babonneau, F., Benlahrech, M., & Haurie, A. (2022). Transition to zero-net emissions for Qatar: A policy based on hydrogen and CO_2 capture & storage development. *Energy Policy*, *170*, 113256. https://doi.org/10.1016/j.enpol.2022.113256

[119] Sharma, G. D., Verma, M., Taheri, B., Chopra, R., & Parihar, J. S. (2023). Socio-economic aspects of hydrogen energy: An integrative review. *Technological Forecasting and Social Change*, *192*, 122574. https://doi.org/10.1016/j.techfore.2023.122574

[120] Wang, H.-R., Feng, T.-T., Li, Y., Zhang, H.-M., & Kong, J.-J. (2022). What is the policy effect of coupling the green hydrogen market, national carbon trading market and electricity market? *Sustainability*, *14*(21), 13948. https://doi.org/10.3390/su142113948

[121] Adams, S., & Nsiah, C. (2019). Reducing carbon dioxide emissions; Does renewable energy matter? *Science of the*

Total Environment, *693*, 133288. https://doi.org/10.1016/j.scitotenv.2019.07.094

[122] Acar, C., & Dincer, I. (2014). Comparative assessment of hydrogen production methods from renewable and non-renewable sources. *International Journal of Hydrogen Energy*, *39*(1), 1–12. https://doi.org/10.1016/j.ijhydene.2013.10.060

[123] Derksen, J. T. P., Cuperus, F. P., & Kolster, P. (1996). Renewable resources in coatings technology: A review. *Progress in Organic Coatings*, *27*(1–4), 45–53. https://doi.org/10.1016/0300-9440(95)00518-8

[124] Østergaard, P. A., Duic, N., Noorollahi, Y., Mikulcic, H., & Kalogirou, S. (2020). Sustainable development using renewable energy technology. *Renewable Energy*, *146*, 2430–2437. https://doi.org/10.1016/j.renene.2019.08.094

[125] Uyar, T. S., & Beşikci, D. (2017). Integration of hydrogen energy systems into renewable energy systems for better design of 100% renewable energy communities. *International Journal of Hydrogen Energy*, *42*(4), 2453–2456. https://doi.org/10.1016/j.ijhydene.2016.09.086

[126] Giddey, S., Badwal, S. P. S., Munnings, C., & Dolan, M. (2017). Ammonia as a renewable energy transportation media. *ACS Sustainable Chemistry & Engineering*, *5*(11), 10231–10239. https://doi.org/10.1021/acssuschemeng.7b02219

[127] Götz, M., Lefebvre, J., Mörs, F., McDaniel Koch, A., Graf, F., Bajohr, S., . . . , & Kolb, T. (2016). Renewable Power-to-Gas: A technological and economic review. *Renewable Energy*, *85*, 1371–1390. https://doi.org/10.1016/j.renene.2015.07.066

[128] Climate Action Tracker. (2025). *CAT net zero target evaluations*. https://climateactiontracker.org/global/cat-net-zero-target-evaluations/

[129] Barghash, H., Al Farsi, A., Okedu, K. E., & Al-Wahaibi, B. M. (2022). Cost benefit analysis for green hydrogen production from treated effluent: The case study of Oman. *Frontiers in Bioengineering and Biotechnology*, *10*, 1046556. https://doi.org/10.3389/fbioe.2022.1046556

[130] Brunton, S. L. (2021). Applying machine learning to study fluid mechanics. *Acta Mechanica Sinica*, *37*(12), 1718–1726. https://doi.org/10.1007/s10409-021-01143-6

How to Cite: Mittal, H., & Kushwaha, O. S. (2024). Policy Implementation Roadmap, Diverse Perspectives, Challenges, and Solutions Toward Low-Carbon Hydrogen Economy. *Green and Low-Carbon Economy*, 4(4), 388–406, https://doi.org/10.47852/bonviewGLCE42021846